



To: Mayor and City Council

From: Roger Wisecup, CPA
City Treasurer

Date: October 5, 2022

Subject: Investment Report for Quarter Ending September 30, 2022

Introduction

The purpose of this memorandum is to present a report summarizing the performance of the City of Ames investment portfolio for the quarter ending September 30, 2022.

Discussion

This report covers the period ending September 30, 2022 and presents a summary of the investments on hand at the end of September 2022. The investments are valued at amortized cost; this reflects the same basis that the assets are carried on the financial records of the City. All investments are in compliance with the current Investment Policy.

Comments

The Federal Reserve raised the federal fund rate from 1.50-1.75 percent to 3.00-3.25 percent in the last quarter. The yield curve is flat, making shorter maturities pay about the same rates as longer maturities. Future investments will be made at current interest rates and future interest income will increase. We will continue to evaluate our current investment strategy, remaining flexible to future investments while the Federal Reserve evaluates the target rate.

CITY OF AMES, IOWA

**CASH AND INVESTMENTS SUMMARY
AND SUMMARY OF INVESTMENT EARNINGS**

**FOR THE QUARTER ENDED SEPTEMBER 30, 2022
AND THE ACCUMULATED YEAR-TO-DATE**

DESCRIPTION	BOOK VALUE	MARKET VALUE	UN-REALIZED GAIN/(LOSS)
CERTIFICATES OF DEPOSIT	5,000,000	5,000,000	0
FEDERAL AGENCY DISCOUNTS	1,496,900	1,496,580	(320)
FEDERAL AGENCY SECURITIES	85,600,465	82,530,735	(3,069,730)
INVESTMENT POOLS			0
COMMERCIAL PAPER	8,952,562	8,948,770	(3,792)
MISC COUPON SECURITIES			0
PASS THRU SECURITIES PAC/CMO			0
MONEY FUND SAVINGS ACCOUNTS	425,804	425,804	0
CORPORATE BONDS			0
US TREASURY DISCOUNTS	4,490,547	4,471,002	(19,546)
US TREASURY SECURITIES	84,784,220	80,387,824	(4,396,396)
INVESTMENTS	<u>190,750,499</u>	<u>183,260,715</u>	<u>(7,489,784)</u>
CASH ACCOUNTS	<u>22,511,362</u>	<u>22,511,362</u>	
TOTAL FUNDS AVAILABLE	<u><u>213,261,860</u></u>	<u><u>205,772,076</u></u>	<u><u>(7,489,784)</u></u>

ACCRUAL BASIS INVESTMENT EARNINGS

YR-TO-DATE

GROSS EARNINGS ON INVESTMENTS:

587,634

INTEREST EARNED ON CASH:

153,997

TOTAL INTEREST EARNED:

741,631



**Investments FY 2022-2023
Portfolio Management
Portfolio Summary
September 30, 2022**

City of Ames

Investments	Par Value	Market Value	Book Value	% of Portfolio	Term	Days to Maturity	YTM 360 Equiv.	YTM 365 Equiv.
Certificates of Deposit	5,000,000.00	5,000,000.00	5,000,000.00	2.62	1,324	243	1.756	1.780
Money Market	292,682.72	292,682.72	292,682.72	0.15	1	1	0.296	0.300
Passbook/Checking Accounts	133,121.73	133,121.73	133,121.73	0.07	1	1	0.148	0.150
Commercial Paper Disc. -Amortizing	9,000,000.00	8,948,770.00	8,952,562.22	4.69	239	75	1.956	1.983
Federal Agency Coupon Securities	86,139,000.00	82,530,734.56	85,600,464.97	44.88	858	579	1.593	1.615
Federal Agency Disc. -Amortizing	1,500,000.00	1,496,580.00	1,496,900.00	0.78	88	30	2.530	2.565
Treasury Coupon Securities	85,500,000.00	80,387,824.00	84,784,219.68	44.45	1,128	704	1.183	1.199
Treasury Discounts -Amortizing	4,500,000.00	4,471,001.50	4,490,547.21	2.35	274	77	0.997	1.010
Investments	192,064,804.45	183,260,714.51	190,750,498.53	100.00%	940	585	1.422	1.442

Total Earnings	September 30 Month Ending	Fiscal Year To Date
Current Year	212,844.94	587,633.72
Average Daily Balance	193,105,663.97	
Effective Rate of Return	1.34%	

I certify that these reports are in conformance with the Iowa Public Investment Act.

Roger Wisecup II, CPA 10-5-2022
 Roger Wisecup II, City Treasurer

US TREASURY CONSTANT MATURITY RATES PERIOD ENDING SEPTEMBER 30, 2022 3 YEAR COMPARISON			
	September 30, 2022	September 30, 2021	September 30, 2020
3 Months	3.33%	0.04%	0.09%
6 Months	3.92%	0.05%	0.10%
1 Year	4.05%	0.09%	0.12%
2 Years	4.22%	0.30%	0.14%
3 Years	4.25%	0.55%	0.16%
5 Years	4.06%	0.98%	0.27%

Reporting period 09/01/2022-09/30/2022

Run Date: 10/05/2022 - 14:57

Portfolio 2023
AC
PM (PRF_PM1) 7.3.11
Report Ver. 7.3.11

Investments FY 2022-2023
Portfolio Management
Investment Status Report - Investments
September 30, 2022

CUSIP	Investment #	Issuer	Par Value	Stated Rate	Maturity Date	Purchase Date	YTM 360	YTM 365	Payment Dates	Accrued Interest At Purchase	Current Principal	Book Value
Treasury Coupon Securities												
9128285D8	1000-21	US TRE	1,500,000.00	2.875	09/30/2023	09/09/2021	0.222	0.225	09/30 - 03/31	Received	1,581,544.76	1,539,523.69
91282CCD1	1006-21	US TRE	3,000,000.00	0.125	05/31/2023	10/15/2021	0.266	0.270	11/30 - 05/31	Received	2,992,968.75	2,997,130.59
91282CAK7	1007-21	US TRE	2,000,000.00	0.125	09/15/2023	10/15/2021	0.337	0.342	03/15 - 09/15	Received	1,991,718.75	1,995,871.21
91282CAW1	1009-21	US TRE	2,000,000.00	0.250	11/15/2023	10/15/2021	0.378	0.384	11/15 - 05/15	Received	1,994,453.13	1,997,011.54
912828XT2	1010-21	US TRE	6,000,000.00	2.000	05/31/2024	10/15/2021	0.511	0.518	11/30 - 05/31	Received	6,231,562.50	6,146,809.18
912828ZT0	1011-21	US TRE	4,000,000.00	0.250	05/31/2025	10/15/2021	0.775	0.785	11/30 - 05/31	Received	3,923,593.75	3,943,849.49
91282CCF6	1012-21	US TRE	3,500,000.00	0.750	05/31/2026	10/15/2021	0.991	1.005	11/30 - 05/31	Received	3,459,804.69	3,468,157.89
91282CBG5	1020-22	US TRE	1,000,000.00	0.125	01/31/2023	01/21/2022	0.542	0.550	01/31 - 07/31	Received	995,652.73	998,585.69
91282CBN0	1021-22	US TRE	1,000,000.00	0.125	02/28/2023	01/21/2022	0.592	0.600	02/28 - 08/31	Received	994,776.39	998,055.73
91282CBU4	1022-22	US TRE	1,000,000.00	0.125	03/31/2023	01/21/2022	0.651	0.660	03/31 - 09/30	Received	993,670.92	997,360.45
91282CBX8	1023-22	US TRE	1,000,000.00	0.125	04/30/2023	01/21/2022	0.700	0.710	04/30 - 10/31	Received	992,596.52	996,633.33
91282CCF6	1032-22	US TRE	9,000,000.00	0.750	05/31/2026	04/14/2022	2.605	2.641	05/31 - 11/30	Received	8,338,359.38	8,412,947.51
9128284S6	1034-22	US TRE	1,500,000.00	2.750	05/31/2023	04/18/2022	1.910	1.936	05/31 - 11/30	Received	1,513,417.97	1,507,958.70
91282CBA8	1035-22	US TRE	1,000,000.00	0.125	12/15/2023	04/18/2022	2.277	2.309	06/15 - 12/15	Received	964,648.44	974,332.20
91282CDR9	1036-22	US TRE	2,000,000.00	0.750	12/31/2023	04/18/2022	2.328	2.361	06/30 - 12/31	Received	1,946,562.50	1,960,823.95
912828ZS2	1037-22	US TRE	4,500,000.00	0.500	05/31/2027	04/18/2022	2.719	2.756	05/31 - 11/30	Received	4,018,359.38	4,061,137.52
912828U57	1041-22A	US TRE	1,500,000.00	2.125	11/30/2023	05/20/2022	2.348	2.381	05/31 - 11/30	Received	1,494,257.81	1,495,634.29
912828U57	1041-22B	US TRE	1,000,000.00	2.125	11/30/2023	05/20/2022	2.348	2.381	05/31 - 11/30	Received	996,171.87	997,089.53
912828XT2	1042-22	US TRE	2,000,000.00	2.000	05/31/2024	05/23/2022	2.476	2.510	05/31 - 11/30	Received	1,980,000.00	1,983,545.33
912828S35	1049-22	US TRE	1,500,000.00	1.375	06/30/2023	06/17/2022	2.908	2.948	06/30 - 12/31	Received	1,476,093.75	1,482,797.62
Treasury Coupon Securities Totals			85,500,000.00				1.183	1.199		0.00	85,090,041.49	84,784,219.68
Treasury Discounts -Amortizing												
912796P94	1030-22	US TRE	2,000,000.00	0.913	12/01/2022	03/18/2022	0.930	0.943	12/01 - At Maturity		1,986,920.80	1,996,907.63
912796R27	1031-22A	US TRE	1,500,000.00	1.029	12/29/2022	03/18/2022	1.050	1.065	12/29 - At Maturity		1,487,736.55	1,496,183.75
912796R27	1031-22B	US TRE	1,000,000.00	1.029	12/29/2022	03/18/2022	1.050	1.065	12/29 - At Maturity		991,824.36	997,455.83
Treasury Discounts -Amortizing Totals			4,500,000.00				0.997	1.010		0.00	4,466,481.71	4,490,547.21
Investment Totals			192,064,804.45				1.422	1.442		48,125.44	190,811,808.78	190,750,498.53

Investments FY 2022-2023
Portfolio Management
Portfolio Details - Investments
September 30, 2022

CUSIP	Investment #	Issuer	Average Balance	Purchase Date	Par Value	Market Value	Book Value	Stated Rate	YTM 360	YTM 365	Days to Maturity	Maturity Date
Federal Agency Coupon Securities												
3133ELUF9	1053-22A	Federal Farm Credit		07/29/2022	1,300,000.00	1,282,440.90	1,288,849.45	0.790	2.664	2.701	165	03/15/2023
3133ELUF9	1053-22B	Federal Farm Credit		07/29/2022	1,379,000.00	1,360,373.85	1,367,171.84	0.790	2.664	2.701	165	03/15/2023
3133ENJ84	1058-22	Federal Farm Credit		09/09/2022	1,000,000.00	983,454.75	997,943.93	3.375	3.505	3.554	695	08/26/2024
3133ENL40	1059-22	Federal Farm Credit		09/13/2022	1,000,000.00	982,335.00	998,787.10	3.500	3.516	3.565	713	09/13/2024
3130AL4V3	0975-21	Federal Home Loan Bank		02/22/2021	1,000,000.00	880,057.00	997,628.97	0.300	0.573	0.581	1,235	02/17/2026
3130AKXB7	0978-21	Federal Home Loan Bank		03/15/2021	1,000,000.00	884,531.00	991,435.45	0.580	0.829	0.841	1,229	02/11/2026
3130ALKS2	0979-21A	Federal Home Loan Bank		03/17/2021	1,500,000.00	1,418,215.50	1,499,781.26	0.375	0.380	0.385	531	03/15/2024
3130ALKS2	0979-21B	Federal Home Loan Bank		03/17/2021	1,000,000.00	945,477.00	999,854.17	0.375	0.380	0.385	531	03/15/2024
3130ALVT8	0980-21	Federal Home Loan Bank		04/14/2021	2,650,000.00	2,379,339.60	2,647,938.45	0.500	1.101	1.116	1,291	04/14/2026
3130ALTV6	0984-21A	Federal Home Loan Bank		04/20/2021	1,500,000.00	1,400,113.50	1,500,000.00	0.450	0.444	0.450	653	07/15/2024
3130ALTV6	0984-21B	Federal Home Loan Bank		04/20/2021	1,000,000.00	933,409.00	1,000,000.00	0.450	0.444	0.450	653	07/15/2024
3130ALVQ4	0985-21A	Federal Home Loan Bank		04/30/2021	1,500,000.00	1,399,021.50	1,499,789.34	0.450	0.452	0.458	664	07/26/2024
3130ALVQ4	0985-21B	Federal Home Loan Bank		04/30/2021	1,000,000.00	932,681.00	999,859.56	0.450	0.452	0.458	664	07/26/2024
3130AMV66	0991-21A	Federal Home Loan Bank		07/01/2021	1,500,000.00	1,399,993.50	1,497,380.22	0.330	0.425	0.431	636	06/28/2024
3130AMV66	0991-21B	Federal Home Loan Bank		07/01/2021	1,000,000.00	933,329.00	998,253.48	0.330	0.425	0.431	636	06/28/2024
3130AMZQ8	0992-21	Federal Home Loan Bank		07/01/2021	1,500,000.00	1,395,315.00	1,500,000.00	0.510	0.503	0.510	699	08/30/2024
3130ANKM1	0994-21	Federal Home Loan Bank		09/03/2021	2,000,000.00	1,812,494.00	2,000,000.00	0.600	0.592	0.600	970	05/28/2025
3130ANYM6	1001-21	Federal Home Loan Bank		09/13/2021	1,000,000.00	964,261.00	999,304.26	0.125	0.199	0.202	331	08/28/2023
3130ANR28	1002-21	Federal Home Loan Bank		09/13/2021	1,000,000.00	926,486.00	999,350.00	0.375	0.403	0.409	713	09/13/2024
3130AQ7J6	1013-21A	Federal Home Loan Bank		12/29/2021	1,500,000.00	1,449,112.50	1,500,000.00	0.650	0.641	0.650	363	09/29/2023
3130AQ7J6	1013-21B	Federal Home Loan Bank		12/29/2021	1,000,000.00	966,075.00	1,000,000.00	0.650	0.641	0.650	363	09/29/2023
3130AQ7K3	1016-21	Federal Home Loan Bank		12/29/2021	1,000,000.00	958,669.00	1,000,000.00	0.780	0.769	0.780	454	12/29/2023
3130ANYM6	1038-22	Federal Home Loan Bank		05/09/2022	1,500,000.00	1,446,391.50	1,470,047.08	0.125	2.338	2.370	331	08/28/2023
3130AS2B4	1039-22	Federal Home Loan Bank		05/26/2022	1,000,000.00	988,399.00	1,000,000.00	2.250	2.219	2.250	237	05/26/2023
3130AS6D6	1043-22	Federal Home Loan Bank		06/14/2022	1,500,000.00	1,463,337.00	1,500,000.00	2.875	2.836	2.875	622	06/14/2024
3130ARHG9	1044-22	Federal Home Loan Bank		06/13/2022	1,500,000.00	1,454,730.00	1,484,728.17	2.125	2.831	2.870	515	02/28/2024
3130AFW94	1052-22A	Federal Home Loan Bank		07/15/2022	1,500,000.00	1,463,377.50	1,488,917.01	2.500	3.015	3.057	500	02/13/2024
3130AFW94	1052-22B	Federal Home Loan Bank		07/15/2022	1,000,000.00	975,585.00	992,611.34	2.500	3.015	3.057	500	02/13/2024
3130ASHK8	1055-22	Federal Home Loan Bank		08/04/2022	1,000,000.00	983,782.64	1,002,817.71	3.125	3.136	3.180	622	06/14/2024
3130AMNR9	1056-22	Federal Home Loan Bank		08/05/2022	1,810,000.00	1,674,304.65	1,715,626.29	0.625	3.166	3.210	788	11/27/2024
3130AQGT4	1057-22A	Federal Home Loan Bank		08/05/2022	1,500,000.00	1,395,336.33	1,432,013.70	1.100	3.166	3.210	835	01/13/2025
3130AQGT4	1057-22B	Federal Home Loan Bank		08/05/2022	1,000,000.00	930,224.22	954,675.80	1.100	3.166	3.210	835	01/13/2025
3130AS6N4	1060-22	Federal Home Loan Bank		09/13/2022	1,500,000.00	1,462,793.92	1,494,301.72	3.250	3.694	3.746	979	06/06/2025
3130ASZD4	1061-22	Federal Home Loan Bank		09/13/2022	1,500,000.00	1,473,275.08	1,501,499.76	4.130	4.091	4.148	1,062	08/28/2025
3130AT7A9	1062-22	Federal Home Loan Bank		09/29/2022	1,500,000.00	1,472,391.00	1,500,000.00	4.000	3.945	4.000	1,094	09/29/2025
3130A3GE8	1064-22	Federal Home Loan Bank		09/14/2022	1,500,000.00	1,510,427.08	1,481,802.01	2.750	3.610	3.660	804	12/13/2024

**Investments FY 2022-2023
Portfolio Management
Portfolio Details - Investments
September 30, 2022**

CUSIP	Investment #	Issuer	Average Balance	Purchase Date	Par Value	Market Value	Book Value	Stated Rate	YTM 360	YTM 365	Days to Maturity	Maturity Date
Federal Agency Coupon Securities												
3134GXBD5	0960-20	Federal Home Loan Mortgage Co.		11/20/2020	1,000,000.00	938,610.00	1,000,000.00	0.360	0.355	0.360	592	05/15/2024
3134GWXC5	0961-20	Federal Home Loan Mortgage Co.		11/20/2020	1,000,000.00	943,275.00	1,000,000.00	0.350	0.345	0.350	545	03/29/2024
3134GXBD5	1003-21	Federal Home Loan Mortgage Co.		09/15/2021	1,500,000.00	1,407,915.00	1,500,000.00	0.360	0.355	0.360	592	05/15/2024
3134GXAY0	1004-21	Federal Home Loan Mortgage Co.		09/15/2021	1,500,000.00	1,436,452.50	1,500,775.06	0.300	0.250	0.254	408	11/13/2023
3134GXEA8	1018-21A	Federal Home Loan Mortgage Co.		12/10/2021	1,000,000.00	995,250.00	999,854.46	0.200	0.297	0.301	53	11/23/2022
3134GXEA8	1018-21B	Federal Home Loan Mortgage Co.		12/10/2021	1,000,000.00	995,250.00	999,854.46	0.200	0.297	0.301	53	11/23/2022
3137EAES4	1024-22	Federal Home Loan Mortgage Co.		02/02/2022	1,000,000.00	972,212.00	995,267.86	0.250	0.886	0.898	268	06/26/2023
3134GXVF8	1050-22	Federal Home Loan Mortgage Co.		06/23/2022	1,500,000.00	1,452,673.50	1,488,553.32	3.000	3.314	3.360	814	12/23/2024
3135G0T94	1017-21	Federal Nat'l Mtg. Assoc.		12/10/2021	1,500,000.00	1,493,992.50	1,509,131.28	2.375	0.335	0.340	110	01/19/2023
3135G05G4	1027-22	Federal Nat'l Mtg. Assoc.		02/11/2022	1,000,000.00	970,829.00	992,161.69	0.250	1.256	1.274	282	07/10/2023
3135G05G4	1033-22	Federal Nat'l Mtg. Assoc.		04/18/2022	3,000,000.00	2,912,487.00	2,960,233.03	0.250	1.962	1.990	282	07/10/2023
3135G0U43	1051-22A	Federal Nat'l Mtg. Assoc.		07/14/2022	1,500,000.00	1,481,262.00	1,498,164.47	2.875	2.964	3.005	346	09/12/2023
3135G0U43	1051-22B	Federal Nat'l Mtg. Assoc.		07/14/2022	1,000,000.00	987,508.00	998,776.32	2.875	2.964	3.005	346	09/12/2023
3135G0W66	1063-22	Federal Nat'l Mtg. Assoc.		09/14/2022	1,500,000.00	1,431,377.54	1,449,536.82	1.625	3.642	3.693	745	10/15/2024
Subtotal and Average			81,964,842.98		86,139,000.00	82,530,734.56	85,600,464.97		1.593	1.615	579	
Federal Agency Disc. -Amortizing												
313385M60	1054-22	Federal Home Loan Bank		08/04/2022	1,500,000.00	1,496,580.00	1,496,900.00	2.480	2.530	2.565	30	10/31/2022
Subtotal and Average			1,495,401.67		1,500,000.00	1,496,580.00	1,496,900.00		2.530	2.565	30	
Treasury Coupon Securities												
912828R69	0860-19	U.S. Treasury		03/08/2019	3,000,000.00	2,951,250.00	2,984,333.44	1.625	2.426	2.459	242	05/31/2023
9128284S6	0893-19	U.S. Treasury		11/04/2019	6,000,000.00	5,947,500.00	6,046,622.12	2.750	1.519	1.540	242	05/31/2023
912828XT2	0982-21	U.S. Treasury		04/15/2021	6,000,000.00	5,776,878.00	6,160,218.91	2.000	0.379	0.384	608	05/31/2024
912828ZT0	0983-21	U.S. Treasury		04/15/2021	6,000,000.00	5,395,314.00	5,934,930.22	0.250	0.654	0.663	973	05/31/2025
912828D56	0986-21A	U.S. Treasury		05/14/2021	1,500,000.00	1,448,203.50	1,556,244.47	2.375	0.355	0.360	684	08/15/2024
912828D56	0986-21B	U.S. Treasury		05/14/2021	1,000,000.00	965,469.00	1,037,496.32	2.375	0.355	0.360	684	08/15/2024
912828ZT0	0988-21	U.S. Treasury		06/11/2021	4,000,000.00	3,596,876.00	3,972,084.97	0.250	0.508	0.515	973	05/31/2025
912828XT2	0989-21	U.S. Treasury		06/11/2021	3,000,000.00	2,888,439.00	3,085,702.78	2.000	0.271	0.275	608	05/31/2024
912828YH7	0990-21A	U.S. Treasury		06/18/2021	1,500,000.00	1,421,484.00	1,530,897.25	1.500	0.454	0.460	730	09/30/2024
912828YH7	0990-21B	U.S. Treasury		06/18/2021	1,000,000.00	947,656.00	1,020,598.17	1.500	0.454	0.460	730	09/30/2024
91282CBD2	0997-21	U.S. Treasury		09/09/2021	1,000,000.00	991,875.00	1,000,022.31	0.125	0.114	0.116	91	12/31/2022
91282CBU4	0998-21	U.S. Treasury		09/09/2021	1,500,000.00	1,472,344.50	1,499,813.28	0.125	0.148	0.150	181	03/31/2023
9128285D8	1000-21	U.S. Treasury		09/09/2021	1,500,000.00	1,480,312.50	1,539,523.69	2.875	0.222	0.225	364	09/30/2023
91282CCD1	1006-21	U.S. Treasury		10/15/2021	3,000,000.00	2,921,718.00	2,997,130.59	0.125	0.266	0.270	242	05/31/2023
91282CAK7	1007-21	U.S. Treasury		10/15/2021	2,000,000.00	1,922,812.00	1,995,871.21	0.125	0.337	0.342	349	09/15/2023

**Investments FY 2022-2023
Portfolio Management
Portfolio Details - Investments
September 30, 2022**

CUSIP	Investment #	Issuer	Average Balance	Purchase Date	Par Value	Market Value	Book Value	Stated Rate	YTM 360	YTM 365	Days to Maturity	Maturity Date
Treasury Coupon Securities												
91282CAW1	1009-21	U.S. Treasury		10/15/2021	2,000,000.00	1,911,250.00	1,997,011.54	0.250	0.378	0.384	410	11/15/2023
912828XT2	1010-21	U.S. Treasury		10/15/2021	6,000,000.00	5,776,878.00	6,146,809.18	2.000	0.511	0.518	608	05/31/2024
912828ZT0	1011-21	U.S. Treasury		10/15/2021	4,000,000.00	3,596,876.00	3,943,849.49	0.250	0.775	0.785	973	05/31/2025
91282CCF6	1012-21	U.S. Treasury		10/15/2021	3,500,000.00	3,091,483.50	3,468,157.89	0.750	0.991	1.005	1,338	05/31/2026
91282CBG5	1020-22	U.S. Treasury		01/21/2022	1,000,000.00	988,125.00	998,585.69	0.125	0.542	0.550	122	01/31/2023
91282CBN0	1021-22	U.S. Treasury		01/21/2022	1,000,000.00	985,000.00	998,055.73	0.125	0.592	0.600	150	02/28/2023
91282CBU4	1022-22	U.S. Treasury		01/21/2022	1,000,000.00	981,563.00	997,360.45	0.125	0.651	0.660	181	03/31/2023
91282CBX8	1023-22	U.S. Treasury		01/21/2022	1,000,000.00	977,188.00	996,633.33	0.125	0.700	0.710	211	04/30/2023
91282CCF6	1032-22	U.S. Treasury		04/14/2022	9,000,000.00	7,949,529.00	8,412,947.51	0.750	2.605	2.641	1,338	05/31/2026
9128284S6	1034-22	U.S. Treasury		04/18/2022	1,500,000.00	1,486,875.00	1,507,958.70	2.750	1.910	1.936	242	05/31/2023
91282CBA8	1035-22	U.S. Treasury		04/18/2022	1,000,000.00	951,094.00	974,332.20	0.125	2.277	2.309	440	12/15/2023
91282CDR9	1036-22	U.S. Treasury		04/18/2022	2,000,000.00	1,913,750.00	1,960,823.95	0.750	2.328	2.361	456	12/31/2023
912828ZS2	1037-22	U.S. Treasury		04/18/2022	4,500,000.00	3,815,860.50	4,061,137.52	0.500	2.719	2.756	1,703	05/31/2027
912828U57	1041-22A	U.S. Treasury		05/20/2022	1,500,000.00	1,463,437.50	1,495,634.29	2.125	2.348	2.381	425	11/30/2023
912828U57	1041-22B	U.S. Treasury		05/20/2022	1,000,000.00	975,625.00	997,089.53	2.125	2.348	2.381	425	11/30/2023
912828XT2	1042-22	U.S. Treasury		05/23/2022	2,000,000.00	1,925,626.00	1,983,545.33	2.000	2.476	2.510	608	05/31/2024
912828S35	1049-22	U.S. Treasury		06/17/2022	1,500,000.00	1,469,532.00	1,482,797.62	1.375	2.908	2.948	272	06/30/2023
Subtotal and Average			90,318,619.35		85,500,000.00	80,387,824.00	84,784,219.68		1.183	1.199	704	
Treasury Discounts -Amortizing												
912796P94	1030-22	U.S. Treasury		03/18/2022	2,000,000.00	1,990,364.00	1,996,907.63	0.913	0.930	0.943	61	12/01/2022
912796R27	1031-22A	U.S. Treasury		03/18/2022	1,500,000.00	1,488,382.50	1,496,183.75	1.029	1.050	1.065	89	12/29/2022
912796R27	1031-22B	U.S. Treasury		03/18/2022	1,000,000.00	992,255.00	997,455.83	1.029	1.050	1.065	89	12/29/2022
Subtotal and Average			4,955,381.29		4,500,000.00	4,471,001.50	4,490,547.21		0.997	1.010	77	
Total and Average			193,105,663.97		192,064,804.45	183,260,714.51	190,750,498.53		1.422	1.442	585	

**Investments FY 2022-2023
Portfolio Management
Portfolio Details - Cash
September 30, 2022**

CUSIP	Investment #	Issuer	Average Balance	Purchase Date	Par Value	Market Value	Book Value	Stated Rate	YTM 360	YTM 365	Days to Maturity
Average Balance			0.00								0
Total Cash and Investments			193,105,663.97		192,064,804.45	183,260,714.51	190,750,498.53		1.422	1.442	585

**Investments FY 2022-2023
Portfolio Management
Investment Status Report - Investments
September 30, 2022**

CUSIP	Investment #	Issuer	Par Value	Stated Rate	Maturity Date	Purchase Date	YTM 360	YTM 365	Payment Dates	Accrued Interest At Purchase	Current Principal	Book Value
Certificates of Deposit												
795014296	795014296	USB	5,000,000.00	1.780	06/01/2023	10/16/2019	1.756	1.780	12/01 - 06/01		5,000,000.00	5,000,000.00
Certificates of Deposit Totals			5,000,000.00				1.756	1.780		0.00	5,000,000.00	5,000,000.00
Money Market												
SYS4531558874B	4531558874	FIB	292,682.72	0.300			0.296	0.300	08/01 - Monthly		292,682.72	292,682.72
Money Market Totals			292,682.72				0.296	0.300		0.00	292,682.72	292,682.72
Passbook/Checking Accounts												
SYS6952311634B	6952311634B	WF	133,121.73	0.150			0.148	0.150	08/01 - Monthly		133,121.73	133,121.73
Passbook/Checking Accounts Totals			133,121.73				0.148	0.150		0.00	133,121.73	133,121.73
Commercial Paper Disc. -Amortizing												
46640QL25	1028-22A	JPM	1,500,000.00	0.980	11/02/2022	03/03/2022	1.004	1.017	11/02 - At Maturity		1,490,036.66	1,498,693.33
46640QL25	1028-22B	JPM	1,000,000.00	0.980	11/02/2022	03/03/2022	1.004	1.017	11/02 - At Maturity		993,357.78	999,128.89
46640QME8	1046-22	JPM	1,500,000.00	2.660	12/14/2022	06/15/2022	2.696	2.734	12/14 - At Maturity		1,479,828.33	1,491,798.33
46640QNX5	1047-22	JPM	1,500,000.00	2.850	01/31/2023	06/17/2022	2.952	2.993	01/31 - At Maturity		1,472,925.00	1,485,512.50
46640QQD6	1048-22	JPM	1,500,000.00	3.100	03/13/2023	06/17/2022	3.209	3.253	03/13 - At Maturity		1,465,254.17	1,478,945.84
75888XKX3	1025-22	RGAFDG	2,000,000.00	0.910	10/31/2022	02/11/2022	0.925	0.938	10/31 - At Maturity		1,986,754.44	1,998,483.33
Commercial Paper Disc. -Amortizing Totals			9,000,000.00				1.956	1.983		0.00	8,888,156.38	8,952,562.22
Federal Agency Coupon Securities												
31422B3F5	0962-20	FAMCA	1,000,000.00	0.600	11/20/2025	11/20/2020	0.592	0.600	05/20 - 11/20		1,000,000.00	1,000,000.00
3133EMDA7	0974-21	FFCB	1,500,000.00	0.160	10/13/2022	02/12/2021	0.091	0.092	04/13 - 10/13	Received	1,501,695.00	1,500,033.84
3133EMQQ8	0977-21A	FFCB	1,000,000.00	0.300	11/12/2024	03/02/2021	0.336	0.341	05/12 - 11/12	Received	998,500.00	999,141.73
3133EMQQ8	0977-21B	FFCB	1,500,000.00	0.300	11/12/2024	03/02/2021	0.336	0.341	05/12 - 11/12	Received	1,497,750.00	1,498,712.59
3133EM3S9	0999-21	FFCB	2,000,000.00	0.200	06/26/2023	09/09/2021	0.178	0.180	12/26 - 06/26	Received	2,000,700.00	2,000,286.71
3133EMKH4	1005-21	FFCB	2,000,000.00	0.160	12/15/2022	10/15/2021	0.158	0.160	12/15 - 06/15	Received	2,000,000.00	2,000,000.00
3133ENAU4	1008-21	FFCB	2,000,000.00	0.270	10/12/2023	10/15/2021	0.361	0.366	04/12 - 10/12	Received	1,996,200.00	1,998,033.75
3133EMVP4	1019-22A	FFCB	1,500,000.00	0.125	04/13/2023	01/20/2022	0.686	0.696	04/13 - 10/13	Received	1,489,523.04	1,495,459.20
3133EMVP4	1019-22B	FFCB	1,000,000.00	0.125	04/13/2023	01/20/2022	0.686	0.696	04/13 - 10/13	Received	993,015.35	996,972.79
3133ELG81	1026-22	FFCB	1,000,000.00	0.300	06/08/2023	02/11/2022	1.222	1.239	06/08 - 12/08	Received	987,700.00	993,630.82
3133ENLY4	1040-22A	FFCB	1,500,000.00	1.040	01/25/2024	05/20/2022	2.504	2.539	07/25 - 01/25	Received	1,463,220.00	1,471,183.93
3133ENLY4	1040-22B	FFCB	1,000,000.00	1.040	01/25/2024	05/20/2022	2.504	2.539	07/25 - 01/25	Received	975,480.00	980,789.29
3133ENXQ8	1045-22A	FFCB	1,500,000.00	2.800	11/25/2025	06/13/2022	3.188	3.232	11/25 - 05/25	2,100.00	1,479,000.00	1,482,926.09

Investments FY 2022-2023
Portfolio Management
Investment Status Report - Investments
September 30, 2022

CUSIP	Investment #	Issuer	Par Value	Stated Rate	Maturity Date	Purchase Date	YTM 360	YTM 365	Payment Dates	Accrued Interest At Purchase	Current Principal	Book Value
Federal Agency Coupon Securities												
3133ENXQ8	1045-22B	FFCB	1,000,000.00	2.800	11/25/2025	06/13/2022	3.188	3.232	11/25 - 05/25		986,000.00	988,617.39
3133ELUF9	1053-22A	FFCB	1,300,000.00	0.790	03/15/2023	07/29/2022	2.664	2.701	09/15 - 03/15	Received	1,284,634.00	1,288,849.45
3133ELUF9	1053-22B	FFCB	1,379,000.00	0.790	03/15/2023	07/29/2022	2.664	2.701	09/15 - 03/15	Received	1,362,700.22	1,367,171.84
3133ENJ84	1058-22	FFCB	1,000,000.00	3.375	08/26/2024	09/09/2022	3.505	3.554	02/26 - 08/26	1,218.75	996,620.00	997,943.93
3133ENL40	1059-22	FFCB	1,000,000.00	3.500	09/13/2024	09/13/2022	3.516	3.565	03/13 - 09/13		998,756.00	998,787.10
3130AL4V3	0975-21	FHLB	1,000,000.00	0.300	02/17/2026	02/22/2021	0.573	0.581	08/17 - 02/17	Received	996,500.00	997,628.97
3130AKXB7	0978-21	FHLB	1,000,000.00	0.580	02/11/2026	03/15/2021	0.829	0.841	08/11 - 02/11	Received	987,500.00	991,435.45
3130ALKS2	0979-21A	FHLB	1,500,000.00	0.375	03/15/2024	03/17/2021	0.380	0.385	09/15 - 03/15	Received	1,499,550.00	1,499,781.26
3130ALKS2	0979-21B	FHLB	1,000,000.00	0.375	03/15/2024	03/17/2021	0.380	0.385	09/15 - 03/15	Received	999,700.00	999,854.17
3130ALVT8	0980-21	FHLB	2,650,000.00	0.500	04/14/2026	04/14/2021	1.101	1.116	10/14 - 04/14		2,647,085.00	2,647,938.45
3130ALTV6	0984-21A	FHLB	1,500,000.00	0.450	07/15/2024	04/20/2021	0.444	0.450	07/15 - 01/15	Received	1,500,000.00	1,500,000.00
3130ALTV6	0984-21B	FHLB	1,000,000.00	0.450	07/15/2024	04/20/2021	0.444	0.450	07/15 - 01/15	Received	1,000,000.00	1,000,000.00
3130ALVQ4	0985-21A	FHLB	1,500,000.00	0.450	07/26/2024	04/30/2021	0.452	0.458	10/26 - 04/26	Received	1,499,625.00	1,499,789.34
3130ALVQ4	0985-21B	FHLB	1,000,000.00	0.450	07/26/2024	04/30/2021	0.452	0.458	10/26 - 04/26	Received	999,750.00	999,859.56
3130AMV66	0991-21A	FHLB	1,500,000.00	0.330	06/28/2024	07/01/2021	0.425	0.431	12/28 - 06/28	Received	1,495,500.00	1,497,380.22
3130AMV66	0991-21B	FHLB	1,000,000.00	0.330	06/28/2024	07/01/2021	0.425	0.431	12/28 - 06/28	Received	997,000.00	998,253.48
3130AMZQ8	0992-21	FHLB	1,500,000.00	0.510	08/30/2024	07/01/2021	0.503	0.510	12/30 - 06/30	Received	1,500,000.00	1,500,000.00
3130ANKM1	0994-21	FHLB	2,000,000.00	0.600	05/28/2025	09/03/2021	0.592	0.600	02/28 - 08/28	Received	2,000,000.00	2,000,000.00
3130ANYM6	1001-21	FHLB	1,000,000.00	0.125	08/28/2023	09/13/2021	0.199	0.202	02/28 - 08/28	Received	998,500.00	999,304.26
3130ANR28	1002-21	FHLB	1,000,000.00	0.375	09/13/2024	09/13/2021	0.403	0.409	03/13 - 09/13	Received	999,000.00	999,350.00
3130AQ7J6	1013-21A	FHLB	1,500,000.00	0.650	09/29/2023	12/29/2021	0.641	0.650	03/29 - 09/29		1,500,000.00	1,500,000.00
3130AQ7J6	1013-21B	FHLB	1,000,000.00	0.650	09/29/2023	12/29/2021	0.641	0.650	03/29 - 09/29		1,000,000.00	1,000,000.00
3130AQ7K3	1016-21	FHLB	1,000,000.00	0.780	12/29/2023	12/29/2021	0.769	0.780	06/29 - 12/29		1,000,000.00	1,000,000.00
3130ANYM6	1038-22	FHLB	1,500,000.00	0.125	08/28/2023	05/09/2022	2.338	2.370	08/28 - 02/28	Received	1,457,040.00	1,470,047.08
3130AS2B4	1039-22	FHLB	1,000,000.00	2.250	05/26/2023	05/26/2022	2.219	2.250	11/26 - 05/26		1,000,000.00	1,000,000.00
3130AS6D6	1043-22	FHLB	1,500,000.00	2.875	06/14/2024	06/14/2022	2.836	2.875	12/14 - 06/14		1,500,000.00	1,500,000.00
3130ARHG9	1044-22	FHLB	1,500,000.00	2.125	02/28/2024	06/13/2022	2.831	2.870	08/28 - 02/28	Received	1,481,475.00	1,484,728.17
3130AFW94	1052-22A	FHLB	1,500,000.00	2.500	02/13/2024	07/15/2022	3.015	3.057	08/13 - 02/13	Received	1,487,205.00	1,488,917.01
3130AFW94	1052-22B	FHLB	1,000,000.00	2.500	02/13/2024	07/15/2022	3.015	3.057	08/13 - 02/13	Received	991,470.00	992,611.34
3130ASHK8	1055-22	FHLB	1,000,000.00	3.125	06/14/2024	08/04/2022	3.136	3.180	12/14 - 06/14	3,732.64	999,000.00	1,002,817.71
3130AMNR9	1056-22	FHLB	1,810,000.00	0.625	11/27/2024	08/05/2022	3.166	3.210	11/28 - 05/28	2,105.38	1,706,558.50	1,715,626.29
3130AQGT4	1057-22A	FHLB	1,500,000.00	1.100	01/13/2025	08/05/2022	3.166	3.210	01/13 - 07/13	1,008.33	1,426,305.01	1,432,013.70
3130AQGT4	1057-22B	FHLB	1,000,000.00	1.100	01/13/2025	08/05/2022	3.166	3.210	01/13 - 07/13	672.22	950,870.00	954,675.80
3130AS6N4	1060-22	FHLB	1,500,000.00	3.250	06/06/2025	09/13/2022	3.694	3.746	12/06 - 06/06	13,135.42	1,480,815.00	1,494,301.72
3130ASZD4	1061-22	FHLB	1,500,000.00	4.130	08/28/2025	09/13/2022	4.091	4.148	02/28 - 08/28	2,237.08	1,499,250.00	1,501,499.76

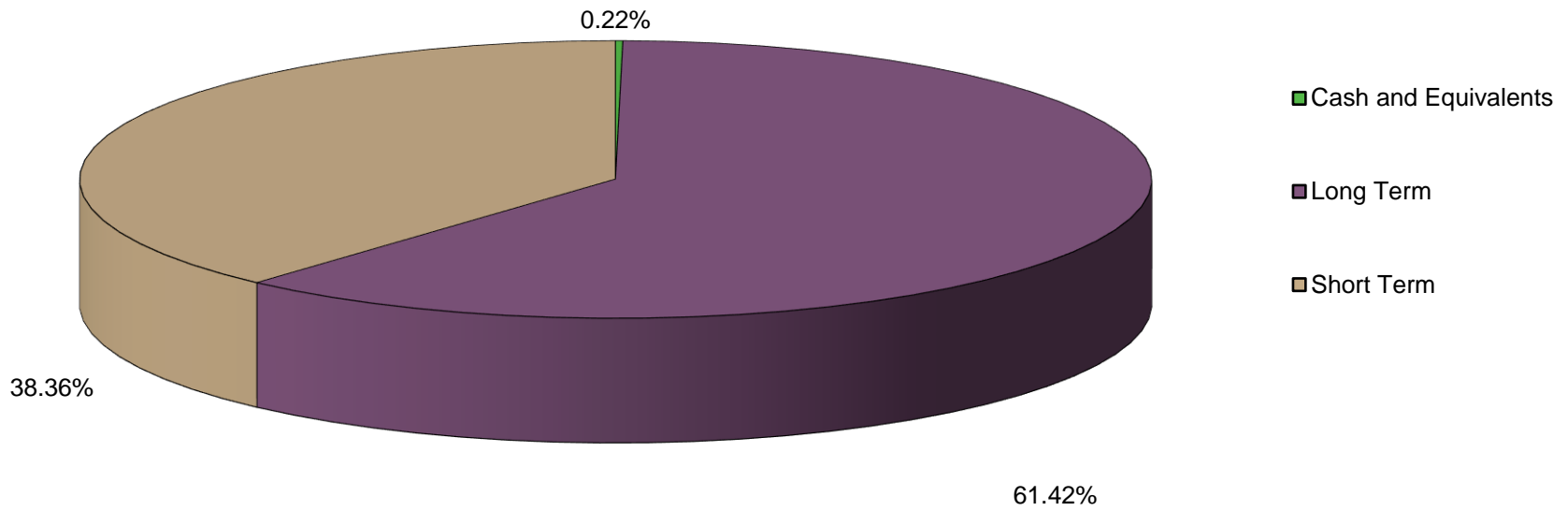
**Investments FY 2022-2023
Portfolio Management
Investment Status Report - Investments
September 30, 2022**

CUSIP	Investment #	Issuer	Par Value	Stated Rate	Maturity Date	Purchase Date	YTM 360	YTM 365	Payment Dates	Accrued Interest At Purchase	Current Principal	Book Value
Federal Agency Coupon Securities												
3130AT7A9	1062-22	FHLB	1,500,000.00	4.000	09/29/2025	09/29/2022	3.945	4.000	03/29 - 09/29		1,500,000.00	1,500,000.00
3130A3GE8	1064-22	FHLB	1,500,000.00	2.750	12/13/2024	09/14/2022	3.610	3.660	12/13 - 06/13	10,427.08	1,470,760.50	1,481,802.01
3134GXBD5	0960-20	FHLMC	1,000,000.00	0.360	05/15/2024	11/20/2020	0.355	0.360	05/15 - 11/15	Received	1,000,000.00	1,000,000.00
3134GWXC5	0961-20	FHLMC	1,000,000.00	0.350	03/29/2024	11/20/2020	0.345	0.350	03/29 - 09/29	Received	1,000,000.00	1,000,000.00
3134GXBD5	1003-21	FHLMC	1,500,000.00	0.360	05/15/2024	09/15/2021	0.355	0.360	11/15 - 05/15	Received	1,500,000.00	1,500,000.00
3134GXAY0	1004-21	FHLMC	1,500,000.00	0.300	11/13/2023	09/15/2021	0.250	0.254	11/13 - 05/13	Received	1,501,500.00	1,500,775.06
3134GXEA8	1018-21A	FHLMC	1,000,000.00	0.200	11/23/2022	12/10/2021	0.297	0.301	05/23 - 11/23	Received	999,040.00	999,854.46
3134GXEA8	1018-21B	FHLMC	1,000,000.00	0.200	11/23/2022	12/10/2021	0.297	0.301	05/23 - 11/23	Received	999,040.00	999,854.46
3137EAES4	1024-22	FHLMC	1,000,000.00	0.250	06/26/2023	02/02/2022	0.886	0.898	06/26 - 12/26	Received	991,000.00	995,267.86
3134GXVF8	1050-22	FHLMC	1,500,000.00	3.000	12/23/2024	06/23/2022	3.314	3.360	12/23 - 06/23		1,487,154.60	1,488,553.32
3135G0T94	1017-21	FNMA	1,500,000.00	2.375	01/19/2023	12/10/2021	0.335	0.340	01/19 - 07/19	Received	1,533,735.00	1,509,131.28
3135G05G4	1027-22	FNMA	1,000,000.00	0.250	07/10/2023	02/11/2022	1.256	1.274	07/10 - 01/10	Received	985,700.00	992,161.69
3135G05G4	1033-22	FNMA	3,000,000.00	0.250	07/10/2023	04/18/2022	1.962	1.990	07/10 - 01/10	Received	2,937,000.00	2,960,233.03
3135G0U43	1051-22A	FNMA	1,500,000.00	2.875	09/12/2023	07/14/2022	2.964	3.005	09/12 - 03/12	Received	1,497,750.00	1,498,164.47
3135G0U43	1051-22B	FNMA	1,000,000.00	2.875	09/12/2023	07/14/2022	2.964	3.005	09/12 - 03/12	Received	998,500.00	998,776.32
3135G0W66	1063-22	FNMA	1,500,000.00	1.625	10/15/2024	09/14/2022	3.642	3.693	10/18 - 04/18	10,088.54	1,438,045.86	1,449,536.82
Federal Agency Coupon Securities Totals			86,139,000.00				1.593	1.615		48,125.44	85,450,418.08	85,600,464.97
Federal Agency Disc. -Amortizing												
313385M60	1054-22	FHLB	1,500,000.00	2.480	10/31/2022	08/04/2022	2.530	2.565	10/31 - At Maturity		1,490,906.67	1,496,900.00
Federal Agency Disc. -Amortizing Totals			1,500,000.00				2.530	2.565		0.00	1,490,906.67	1,496,900.00
Treasury Coupon Securities												
912828R69	0860-19	US TRE	3,000,000.00	1.625	05/31/2023	03/08/2019	2.426	2.459	05/31 - 11/30	Received	2,899,980.00	2,984,333.44
9128284S6	0893-19	US TRE	6,000,000.00	2.750	05/31/2023	11/04/2019	1.519	1.540	11/30 - 05/31	Received	6,251,220.00	6,046,622.12
912828XT2	0982-21	US TRE	6,000,000.00	2.000	05/31/2024	04/15/2021	0.379	0.384	05/31 - 11/30	Received	6,300,937.50	6,160,218.91
912828ZT0	0983-21	US TRE	6,000,000.00	0.250	05/31/2025	04/15/2021	0.654	0.663	05/31 - 11/30	Received	5,899,218.75	5,934,930.22
912828D56	0986-21A	US TRE	1,500,000.00	2.375	08/15/2024	05/14/2021	0.355	0.360	08/15 - 02/15	Received	1,597,770.00	1,556,244.47
912828D56	0986-21B	US TRE	1,000,000.00	2.375	08/15/2024	05/14/2021	0.355	0.360	08/15 - 02/15	Received	1,065,180.00	1,037,496.32
912828ZT0	0988-21	US TRE	4,000,000.00	0.250	05/31/2025	06/11/2021	0.508	0.515	11/30 - 05/31	Received	3,958,400.00	3,972,084.97
912828XT2	0989-21	US TRE	3,000,000.00	2.000	05/31/2024	06/11/2021	0.271	0.275	11/30 - 05/31	Received	3,152,940.00	3,085,702.78
912828YH7	0990-21A	US TRE	1,500,000.00	1.500	09/30/2024	06/18/2021	0.454	0.460	09/30 - 03/31	Received	1,550,790.00	1,530,897.25
912828YH7	0990-21B	US TRE	1,000,000.00	1.500	09/30/2024	06/18/2021	0.454	0.460	09/30 - 03/31	Received	1,033,860.00	1,020,598.17
91282CBD2	0997-21	US TRE	1,000,000.00	0.125	12/31/2022	09/09/2021	0.114	0.116	12/31 - 06/30	Received	1,000,117.19	1,000,022.31
91282CBU4	0998-21	US TRE	1,500,000.00	0.125	03/31/2023	09/09/2021	0.148	0.150	09/30 - 03/31	Received	1,499,414.06	1,499,813.28

Investments FY 2022-2023
Portfolio Management
Investment Status Report - Investments
September 30, 2022

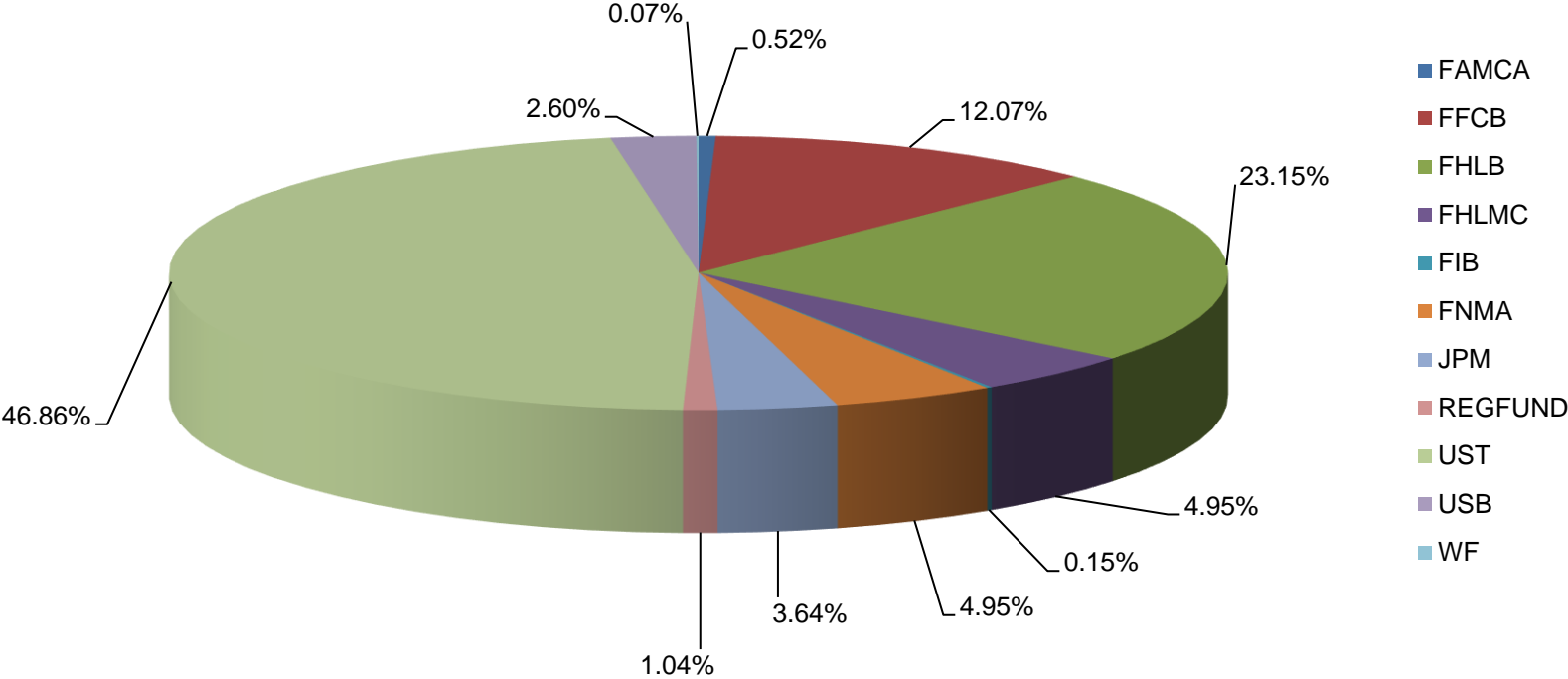
CUSIP	Investment #	Issuer	Par Value	Stated Rate	Maturity Date	Purchase Date	YTM 360	YTM 365	Payment Dates	Accrued Interest At Purchase	Current Principal	Book Value
Treasury Coupon Securities												
9128285D8	1000-21	US TRE	1,500,000.00	2.875	09/30/2023	09/09/2021	0.222	0.225	09/30 - 03/31	Received	1,581,544.76	1,539,523.69
91282CCD1	1006-21	US TRE	3,000,000.00	0.125	05/31/2023	10/15/2021	0.266	0.270	11/30 - 05/31	Received	2,992,968.75	2,997,130.59
91282CAK7	1007-21	US TRE	2,000,000.00	0.125	09/15/2023	10/15/2021	0.337	0.342	03/15 - 09/15	Received	1,991,718.75	1,995,871.21
91282CAW1	1009-21	US TRE	2,000,000.00	0.250	11/15/2023	10/15/2021	0.378	0.384	11/15 - 05/15	Received	1,994,453.13	1,997,011.54
912828XT2	1010-21	US TRE	6,000,000.00	2.000	05/31/2024	10/15/2021	0.511	0.518	11/30 - 05/31	Received	6,231,562.50	6,146,809.18
912828ZT0	1011-21	US TRE	4,000,000.00	0.250	05/31/2025	10/15/2021	0.775	0.785	11/30 - 05/31	Received	3,923,593.75	3,943,849.49
91282CCF6	1012-21	US TRE	3,500,000.00	0.750	05/31/2026	10/15/2021	0.991	1.005	11/30 - 05/31	Received	3,459,804.69	3,468,157.89
91282CBG5	1020-22	US TRE	1,000,000.00	0.125	01/31/2023	01/21/2022	0.542	0.550	01/31 - 07/31	Received	995,652.73	998,585.69
91282CBN0	1021-22	US TRE	1,000,000.00	0.125	02/28/2023	01/21/2022	0.592	0.600	02/28 - 08/31	Received	994,776.39	998,055.73
91282CBU4	1022-22	US TRE	1,000,000.00	0.125	03/31/2023	01/21/2022	0.651	0.660	03/31 - 09/30	Received	993,670.92	997,360.45
91282CBX8	1023-22	US TRE	1,000,000.00	0.125	04/30/2023	01/21/2022	0.700	0.710	04/30 - 10/31	Received	992,596.52	996,633.33
91282CCF6	1032-22	US TRE	9,000,000.00	0.750	05/31/2026	04/14/2022	2.605	2.641	05/31 - 11/30	Received	8,338,359.38	8,412,947.51
9128284S6	1034-22	US TRE	1,500,000.00	2.750	05/31/2023	04/18/2022	1.910	1.936	05/31 - 11/30	Received	1,513,417.97	1,507,958.70
91282CBA8	1035-22	US TRE	1,000,000.00	0.125	12/15/2023	04/18/2022	2.277	2.309	06/15 - 12/15	Received	964,648.44	974,332.20
91282CDR9	1036-22	US TRE	2,000,000.00	0.750	12/31/2023	04/18/2022	2.328	2.361	06/30 - 12/31	Received	1,946,562.50	1,960,823.95
912828ZS2	1037-22	US TRE	4,500,000.00	0.500	05/31/2027	04/18/2022	2.719	2.756	05/31 - 11/30	Received	4,018,359.38	4,061,137.52
912828U57	1041-22A	US TRE	1,500,000.00	2.125	11/30/2023	05/20/2022	2.348	2.381	05/31 - 11/30	Received	1,494,257.81	1,495,634.29
912828U57	1041-22B	US TRE	1,000,000.00	2.125	11/30/2023	05/20/2022	2.348	2.381	05/31 - 11/30	Received	996,171.87	997,089.53
912828XT2	1042-22	US TRE	2,000,000.00	2.000	05/31/2024	05/23/2022	2.476	2.510	05/31 - 11/30	Received	1,980,000.00	1,983,545.33
912828S35	1049-22	US TRE	1,500,000.00	1.375	06/30/2023	06/17/2022	2.908	2.948	06/30 - 12/31	Received	1,476,093.75	1,482,797.62
Treasury Coupon Securities Totals			85,500,000.00				1.183	1.199		0.00	85,090,041.49	84,784,219.68
Treasury Discounts -Amortizing												
912796P94	1030-22	US TRE	2,000,000.00	0.913	12/01/2022	03/18/2022	0.930	0.943	12/01 - At Maturity		1,986,920.80	1,996,907.63
912796R27	1031-22A	US TRE	1,500,000.00	1.029	12/29/2022	03/18/2022	1.050	1.065	12/29 - At Maturity		1,487,736.55	1,496,183.75
912796R27	1031-22B	US TRE	1,000,000.00	1.029	12/29/2022	03/18/2022	1.050	1.065	12/29 - At Maturity		991,824.36	997,455.83
Treasury Discounts -Amortizing Totals			4,500,000.00				0.997	1.010		0.00	4,466,481.71	4,490,547.21
Investment Totals			192,064,804.45				1.422	1.442		48,125.44	190,811,808.78	190,750,498.53

Portfolio by Asset Class



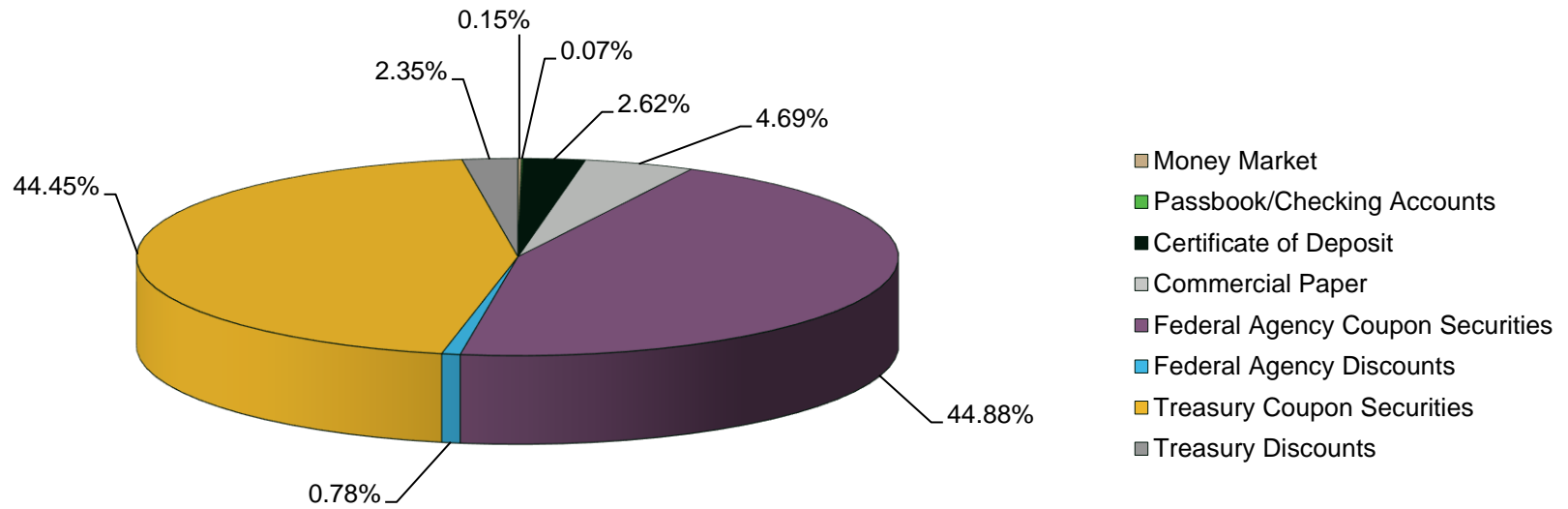
For Quarter Ending September 30, 2022

Par Value by Issuer Graph



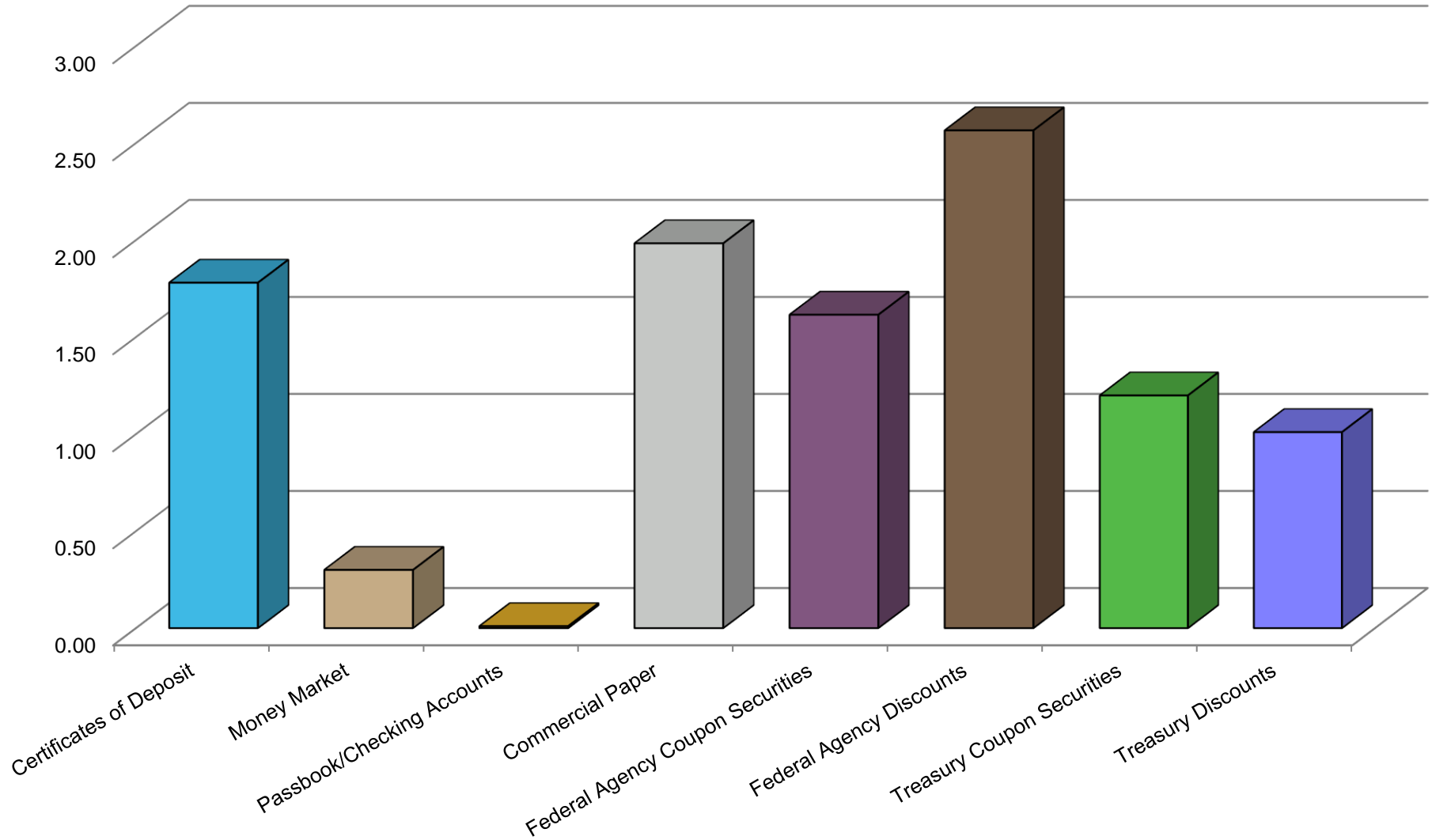
For Quarter Ending September 30, 2022

Book Value By Investment Type



For Quarter Ending September 30, 2022

Investment Yield by Type



For Quarter Ending September 30, 2022