

To: Mayor and City Council

From: Roger Wisecup, CPA  
City Treasurer

Date: January 11, 2021

Subject: Investment Report for Quarter Ending December 31, 2020

### Introduction

The purpose of this memorandum is to present a report summarizing the performance of the City of Ames investment portfolio for the quarter ending December 31, 2020.

### Discussion

This report covers the period ending December 31, 2020 and presents a summary of the investments on hand at the end of December 2020. The investments are valued at amortized cost; this reflects the same basis that the assets are carried on the financial records of the City. All investments are in compliance with the current Investment Policy.

### Comments

The Federal Reserve maintained the federal fund rate at 0-0.25 percent in the last quarter. The yield curve is flat, making shorter maturities pay the same rates as longer maturities. Future investments will be made at the lower interest rates and future interest income will decrease. We will continue to evaluate our current investment strategy, remaining flexible to future investments while the Federal Reserve evaluates the target rate.

CITY OF AMES, IOWA

**CASH AND INVESTMENTS SUMMARY  
AND SUMMARY OF INVESTMENT EARNINGS**

**FOR THE QUARTER ENDED DECEMBER 30, 2020  
AND THE ACCUMULATED YEAR-TO-DATE**

DESCRIPTION	BOOK VALUE	MARKET VALUE	UN-REALIZED GAIN/(LOSS)
CERTIFICATES OF DEPOSIT	33,000,000	33,000,000	0
FEDERAL AGENCY DISCOUNTS	2,998,938	2,999,732	793
FEDERAL AGENCY SECURITIES	50,453,068	50,636,701	183,633
INVESTMENT POOLS			0
COMMERCIAL PAPER	8,991,963	8,991,975	12
MISC COUPON SECURITIES			0
PASS THRU SECURITIES PAC/CMO	133,098	133,098	0
MONEY FUND SAVINGS ACCOUNTS	292,523	292,523	0
CORPORATE BONDS			0
US TREASURY SECURITIES	69,471,340	70,191,328	719,988
INVESTMENTS	<u>165,340,931</u>	<u>166,245,357</u>	<u>904,426</u>
CASH ACCOUNTS	<u>33,836,871</u>	<u>33,836,871</u>	
TOTAL FUNDS AVAILABLE	<u><u>199,177,802</u></u>	<u><u>200,082,228</u></u>	<u><u>904,426</u></u>

ACCRUAL BASIS INVESTMENT EARNINGS

YR-TO-DATE
------------

GROSS EARNINGS ON INVESTMENTS:

1,088,281

INTEREST EARNED ON CASH:

68,882

TOTAL INTEREST EARNED:

1,157,163



**Investments FY 2020-2021  
Portfolio Management  
Portfolio Summary  
December 31, 2020**

Investments	Par Value	Market Value	Book Value	% of Portfolio	Term	Days to Maturity	YTM 360 Equiv.	YTM 365 Equiv.
Certificates of Deposit	33,000,000.00	33,000,000.00	33,000,000.00	19.96	1,039	407	2.194	2.225
Money Market	292,522.66	292,522.66	292,522.66	0.18	1	1	0.296	0.300
Passbook/Checking Accounts	133,098.43	133,098.43	133,098.43	0.08	1	1	0.148	0.150
Commercial Paper Disc. -Amortizing	9,000,000.00	8,991,975.00	8,991,963.32	5.44	246	148	0.217	0.220
Federal Agency Coupon Securities	50,135,000.00	50,636,701.15	50,453,068.44	30.51	650	377	0.738	0.748
Federal Agency Disc. -Amortizing	3,000,000.00	2,999,731.50	2,998,938.33	1.81	310	49	0.264	0.268
Treasury Coupon Securities	68,000,000.00	69,191,331.49	68,471,350.46	41.41	738	401	1.062	1.077
Treasury Discounts -Amortizing	1,000,000.00	999,997.00	999,989.88	0.60	86	6	0.062	0.062
<b>Investments</b>	<b>164,560,621.09</b>	<b>166,245,357.23</b>	<b>165,340,931.52</b>	<b>100.00%</b>	<b>731</b>	<b>371</b>	<b>1.120</b>	<b>1.136</b>

Total Earnings	December 31 Month Ending	Fiscal Year To Date
Current Year	163,821.69	1,088,281.09
<b>Average Daily Balance</b>	<b>166,321,960.27</b>	
<b>Effective Rate of Return</b>	<b>1.16%</b>	

**US TREASURY CONSTANT MATURITY RATES  
PERIOD ENDING DECEMBER 31, 2020  
3 YEAR COMPARISON**

I certify that these reports are in conformance with the Iowa Public Investment Act.

Roger J. Wisecup II, CPA      1-11-2021  
Roger J. Wisecup II, City Treasurer

	December 31, 2020	December 31, 2019	December 31, 2018
3 Months	0.09%	1.55%	2.45%
6 Months	0.09%	1.60%	2.56%
1 Year	0.10%	1.59%	2.63%
2 Years	0.13%	1.58%	2.48%
3 Years	0.17%	1.62%	2.46%
5 Years	0.36%	1.69%	2.51%

Reporting period 12/01/2020-12/31/2020

**Investments FY 2020-2021  
Portfolio Management  
Portfolio Details - Investments  
December 31, 2020**

CUSIP	Investment #	Issuer	Average Balance	Purchase Date	Par Value	Market Value	Book Value	Stated Rate	YTM 360	YTM 365	Days to Maturity	Maturity Date
<b>Certificates of Deposit</b>												
13017497	13017497	Bankers Trust		04/16/2019	1,000,000.00	1,000,000.00	1,000,000.00	2.490	2.456	2.490	45	02/15/2021
13444568	13444568	Bankers Trust		04/16/2019	1,000,000.00	1,000,000.00	1,000,000.00	2.490	2.456	2.490	56	02/26/2021
13487203	13487203	Bankers Trust		10/15/2019	1,000,000.00	1,000,000.00	1,000,000.00	1.670	1.647	1.670	210	07/30/2021
13716374	13716374	Bankers Trust		10/15/2019	2,500,000.00	2,500,000.00	2,500,000.00	1.690	1.667	1.690	151	06/01/2021
13945546	13945546	Bankers Trust		10/15/2019	1,000,000.00	1,000,000.00	1,000,000.00	1.720	1.696	1.720	28	01/29/2021
50941	50941	First National Bank		10/16/2019	1,000,000.00	1,000,000.00	1,000,000.00	1.690	1.667	1.690	224	08/13/2021
50942	50942	First National Bank		10/16/2019	1,500,000.00	1,500,000.00	1,500,000.00	1.690	1.667	1.690	348	12/15/2021
50971	50971	First National Bank		11/21/2019	1,000,000.00	1,000,000.00	1,000,000.00	1.590	1.568	1.590	29	01/30/2021
50972	50972	First National Bank		11/21/2019	1,000,000.00	1,000,000.00	1,000,000.00	1.590	1.568	1.590	210	07/30/2021
144303455	144303455	Great Western Bank		04/16/2019	4,000,000.00	4,000,000.00	4,000,000.00	2.660	2.624	2.660	516	06/01/2022
433071437	433071437	US Bank		04/24/2018	4,000,000.00	4,000,000.00	4,000,000.00	2.700	2.663	2.700	151	06/01/2021
433071659	433071659	US Bank		05/24/2018	6,000,000.00	6,000,000.00	6,000,000.00	2.990	2.949	2.990	516	06/01/2022
795014295	795014295	US Bank		10/16/2019	3,000,000.00	3,000,000.00	3,000,000.00	1.710	1.687	1.710	516	06/01/2022
795014296	795014296	US Bank		10/16/2019	5,000,000.00	5,000,000.00	5,000,000.00	1.780	1.756	1.780	881	06/01/2023
<b>Subtotal and Average</b>			<b>33,451,612.90</b>		<b>33,000,000.00</b>	<b>33,000,000.00</b>	<b>33,000,000.00</b>		<b>2.194</b>	<b>2.225</b>	<b>407</b>	
<b>Money Market</b>												
SYS4531558874B	4531558874B	Great Western Bank			292,522.66	292,522.66	292,522.66	0.300	0.296	0.300	1	
<b>Subtotal and Average</b>			<b>292,522.18</b>		<b>292,522.66</b>	<b>292,522.66</b>	<b>292,522.66</b>		<b>0.296</b>	<b>0.300</b>	<b>1</b>	
<b>Passbook/Checking Accounts</b>												
SYS6952311634B	6952311634B	Wells Fargo			133,098.43	133,098.43	133,098.43	0.150	0.148	0.150	1	
<b>Subtotal and Average</b>			<b>133,098.22</b>		<b>133,098.43</b>	<b>133,098.43</b>	<b>133,098.43</b>		<b>0.148</b>	<b>0.150</b>	<b>1</b>	
<b>Commercial Paper Disc. -Amortizing</b>												
06945LQ27	0942-20	Barkleys		09/17/2020	1,500,000.00	1,499,475.00	1,499,475.00	0.210	0.210	0.213	60	03/02/2021
62479LSQ9	0938-20A	Bank Tokyo Mitsubishi		08/31/2020	1,000,000.00	999,210.00	999,205.55	0.200	0.202	0.205	143	05/24/2021
62479LSQ9	0938-20B	Bank Tokyo Mitsubishi		08/31/2020	1,000,000.00	999,210.00	999,205.55	0.200	0.202	0.205	143	05/24/2021
62479LSQ9	0938-20C	Bank Tokyo Mitsubishi		08/31/2020	1,000,000.00	999,210.00	999,205.56	0.200	0.202	0.205	143	05/24/2021
53948AU17	0948-20A	Lloyds Bank Co		10/13/2020	1,000,000.00	998,860.00	998,843.61	0.230	0.233	0.237	181	07/01/2021
53948AU17	0948-20B	Lloyds Bank Co		10/13/2020	1,000,000.00	998,860.00	998,843.61	0.230	0.233	0.237	181	07/01/2021
53948AU17	0948-20C	Lloyds Bank Co		10/13/2020	1,000,000.00	998,860.00	998,843.61	0.230	0.233	0.237	181	07/01/2021
53948AU17	0951-20	Lloyds Bank Co		10/15/2020	1,500,000.00	1,498,290.00	1,498,340.83	0.220	0.223	0.226	181	07/01/2021
<b>Subtotal and Average</b>			<b>9,958,853.05</b>		<b>9,000,000.00</b>	<b>8,991,975.00</b>	<b>8,991,963.32</b>		<b>0.217</b>	<b>0.220</b>	<b>148</b>	

**Investments FY 2020-2021  
Portfolio Management  
Portfolio Details - Investments  
December 31, 2020**

CUSIP	Investment #	Issuer	Average Balance	Purchase Date	Par Value	Market Value	Book Value	Stated Rate	YTM 360	YTM 365	Days to Maturity	Maturity Date
<b>Federal Agency Coupon Securities</b>												
31422B3F5	0962-20	Farmer Mac		11/20/2020	1,000,000.00	1,000,115.00	1,000,000.00	0.600	0.592	0.600	1,784	11/20/2025
3133EKJP2	0874-19	Federal Farm Credit		08/16/2019	1,000,000.00	1,007,381.00	1,002,608.32	2.400	1.568	1.590	118	04/29/2021
3133EKJP2	0886-19	Federal Farm Credit		09/13/2019	1,500,000.00	1,511,071.50	1,503,277.22	2.400	1.697	1.721	118	04/29/2021
3133EJT74	0913-20	Federal Farm Credit		02/20/2020	1,000,000.00	1,025,450.00	1,013,681.68	3.050	1.435	1.455	318	11/15/2021
3133EGL60	0914-20	Federal Farm Credit		02/20/2020	1,000,000.00	1,014,958.00	1,002,594.54	1.760	1.450	1.470	332	11/29/2021
3133ELFR0	0916-20	Federal Farm Credit		02/20/2020	1,000,000.00	1,014,924.00	1,001,622.55	1.625	1.438	1.458	360	12/27/2021
3133ELTP9	0925-20	Federal Farm Credit		04/15/2020	1,500,000.00	1,502,715.00	1,501,371.69	0.500	0.296	0.300	166	06/16/2021
3133ELTN4	0930-20	Federal Farm Credit		04/15/2020	1,500,000.00	1,506,666.00	1,502,667.59	0.530	0.355	0.360	382	01/18/2022
3133EL6P4	0945-20	Federal Farm Credit		09/17/2020	1,500,000.00	1,499,860.50	1,500,000.00	0.140	0.138	0.140	342	12/09/2021
3133EMCJ9	0952-20A	Federal Farm Credit		10/15/2020	2,000,000.00	1,999,348.44	1,999,711.48	0.140	0.151	0.154	462	04/08/2022
3133EMCJ9	0952-20B	Federal Farm Credit		10/15/2020	3,000,000.00	2,999,022.67	2,999,567.22	0.140	0.151	0.154	462	04/08/2022
3130AABG2	0791-17	Federal Home Loan Bank		10/13/2017	1,135,000.00	1,153,155.46	1,135,187.89	1.875	1.830	1.856	332	11/29/2021
3132X0MT5	0859-19	Federal Home Loan Bank		03/08/2019	1,000,000.00	1,000,579.00	999,802.07	2.000	2.489	2.523	14	01/15/2021
313382K69	0871-19A	Federal Home Loan Bank		08/16/2019	1,000,000.00	1,003,137.00	1,000,250.88	1.750	1.598	1.620	70	03/12/2021
313382K69	0871-19B	Federal Home Loan Bank		08/16/2019	1,000,000.00	1,003,137.00	1,000,250.88	1.750	1.598	1.620	70	03/12/2021
313379RB7	0877-19	Federal Home Loan Bank		08/16/2019	1,000,000.00	1,007,747.00	1,001,441.22	1.875	1.523	1.544	161	06/11/2021
3130A1W95	0884-19	Federal Home Loan Bank		09/13/2019	2,000,000.00	2,018,764.00	2,004,492.63	2.250	1.710	1.734	161	06/11/2021
313378JP7	0901-19	Federal Home Loan Bank		11/21/2019	1,000,000.00	1,015,523.00	1,005,233.22	2.375	1.582	1.604	252	09/10/2021
313376C94	0905-19	Federal Home Loan Bank		11/21/2019	1,500,000.00	1,535,298.00	1,514,167.81	2.625	1.579	1.601	343	12/10/2021
313376C94	0915-20	Federal Home Loan Bank		02/20/2020	1,000,000.00	1,023,532.00	1,010,641.57	2.625	1.455	1.475	343	12/10/2021
313376Y74	0931-20A	Federal Home Loan Bank		04/15/2020	1,500,000.00	1,535,509.50	1,530,914.93	2.280	0.397	0.402	403	02/08/2022
313376Y74	0931-20B	Federal Home Loan Bank		04/15/2020	1,000,000.00	1,023,673.00	1,020,609.95	2.280	0.397	0.402	403	02/08/2022
313378CR0	0935-20A	Federal Home Loan Bank		05/15/2020	1,000,000.00	1,025,178.00	1,024,384.15	2.250	0.201	0.204	434	03/11/2022
313378CR0	0935-20B	Federal Home Loan Bank		05/15/2020	1,500,000.00	1,537,767.00	1,536,576.22	2.250	0.201	0.204	434	03/11/2022
3130AK5A0	0944-20	Federal Home Loan Bank		09/17/2020	1,500,000.00	1,500,273.46	1,500,010.01	0.125	0.126	0.128	252	09/10/2021
3130AEBM1	0947-20	Federal Home Loan Bank		09/17/2020	1,500,000.00	1,556,148.00	1,556,481.86	2.750	0.132	0.134	525	06/10/2022
3130AKCB0	0949-20A	Federal Home Loan Bank		10/13/2020	1,000,000.00	1,000,179.00	999,960.87	0.125	0.128	0.130	285	10/13/2021
3130AKCB0	0949-20B	Federal Home Loan Bank		10/13/2020	2,000,000.00	2,000,358.00	1,999,921.74	0.125	0.128	0.130	285	10/13/2021
3130AKD86	0956-20	Federal Home Loan Bank		10/20/2020	1,500,000.00	1,500,279.71	1,500,005.21	0.125	0.123	0.125	291	10/19/2021
3134G45K0	0876-19	Federal Home Loan Mortgage Co.		08/16/2019	1,000,000.00	1,006,806.00	1,000,915.89	1.800	1.550	1.571	147	05/28/2021
3137EADB2	0917-20	Federal Home Loan Mortgage Co.		02/20/2020	1,000,000.00	1,023,177.00	1,009,493.41	2.375	1.420	1.440	377	01/13/2022
3137EADB2	0929-20A	Federal Home Loan Mortgage Co.		04/15/2020	1,500,000.00	1,534,765.50	1,531,098.73	2.375	0.355	0.360	377	01/13/2022
3137EADB2	0929-20B	Federal Home Loan Mortgage Co.		04/15/2020	1,000,000.00	1,023,177.00	1,020,732.48	2.375	0.355	0.360	377	01/13/2022
3137EAET2	0955-20	Federal Home Loan Mortgage Co.		10/15/2020	1,500,000.00	1,499,960.58	1,501,220.20	0.125	0.090	0.091	570	07/25/2022
3134GXBD5	0960-20	Federal Home Loan Mortgage Co.		11/20/2020	1,000,000.00	1,000,738.00	1,000,080.00	0.360	0.355	0.360	1,230	05/15/2024
3134GWXC5	0961-20	Federal Home Loan Mortgage Co.		11/20/2020	1,000,000.00	1,001,192.83	1,000,495.83	0.350	0.345	0.350	1,183	03/29/2024

**Investments FY 2020-2021  
Portfolio Management  
Portfolio Details - Investments  
December 31, 2020**

CUSIP	Investment #	Issuer	Average Balance	Purchase Date	Par Value	Market Value	Book Value	Stated Rate	YTM 360	YTM 365	Days to Maturity	Maturity Date
<b>Federal Agency Coupon Securities</b>												
3135G0N82	0927-20	Federal Nat'l Mtg. Assoc.		04/15/2020	1,500,000.00	1,510,662.00	1,509,487.78	1.250	0.237	0.240	228	08/17/2021
3135G0Q89	0928-20	Federal Nat'l Mtg. Assoc.		04/15/2020	1,500,000.00	1,514,472.00	1,512,108.72	1.375	0.314	0.319	279	10/07/2021
<b>Subtotal and Average</b>			<b>51,775,306.66</b>		<b>50,135,000.00</b>	<b>50,636,701.15</b>	<b>50,453,068.44</b>		<b>0.738</b>	<b>0.748</b>	<b>377</b>	
<b>Federal Agency Disc. -Amortizing</b>												
313385BU9	0923-20	Federal Home Loan Bank		04/15/2020	1,500,000.00	1,499,886.00	1,499,545.00	0.260	0.264	0.268	42	02/12/2021
313385CJ3	0924-20	Federal Home Loan Bank		04/15/2020	1,500,000.00	1,499,845.50	1,499,393.33	0.260	0.264	0.268	56	02/26/2021
<b>Subtotal and Average</b>			<b>2,998,613.34</b>		<b>3,000,000.00</b>	<b>2,999,731.50</b>	<b>2,998,938.33</b>		<b>0.264</b>	<b>0.268</b>	<b>49</b>	
<b>Treasury Coupon Securities</b>												
912828R77	0769-17	U.S. Treasury		04/20/2017	2,000,000.00	2,010,000.00	1,998,002.66	1.375	1.605	1.627	150	05/31/2021
912828XD7	0835-18	U.S. Treasury		10/15/2018	2,500,000.00	2,561,327.50	2,463,864.43	1.875	2.923	2.963	515	05/31/2022
912828XR6	0836-18	U.S. Treasury		10/15/2018	2,500,000.00	2,557,032.50	2,459,687.69	1.750	2.923	2.964	515	05/31/2022
912828R69	0860-19	U.S. Treasury		03/08/2019	3,000,000.00	3,106,875.00	2,943,030.68	1.625	2.426	2.459	880	05/31/2023
9128283Q1	0870-19	U.S. Treasury		08/16/2019	1,000,000.00	1,000,469.00	1,000,144.59	2.000	1.593	1.615	14	01/15/2021
912828Q37	0872-19A	U.S. Treasury		08/16/2019	1,500,000.00	1,503,984.00	1,498,741.54	1.250	1.578	1.600	89	03/31/2021
912828Q37	0872-19B	U.S. Treasury		08/16/2019	1,000,000.00	1,002,656.00	999,161.03	1.250	1.578	1.600	89	03/31/2021
9128284G2	0873-19	U.S. Treasury		08/16/2019	1,000,000.00	1,006,250.00	1,002,223.68	2.375	1.558	1.580	104	04/15/2021
912828N89	0883-19	U.S. Treasury		09/13/2019	1,000,000.00	1,000,938.00	999,680.40	1.375	1.747	1.772	30	01/31/2021
912828S27	0887-19	U.S. Treasury		09/13/2019	1,000,000.00	1,005,000.00	997,127.48	1.125	1.695	1.719	180	06/30/2021
912828Y20	0888-19	U.S. Treasury		09/13/2019	1,000,000.00	1,013,438.00	1,004,779.19	2.625	1.688	1.711	195	07/15/2021
9128284S6	0893-19	U.S. Treasury		11/04/2019	6,000,000.00	6,375,000.00	6,169,534.97	2.750	1.519	1.540	880	05/31/2023
9128284W7	0899-19	U.S. Treasury		11/21/2019	1,000,000.00	1,016,094.00	1,006,990.65	2.750	1.578	1.600	226	08/15/2021
912828YC8	0900-19	U.S. Treasury		11/21/2019	1,000,000.00	1,008,906.00	999,332.54	1.500	1.580	1.602	242	08/31/2021
912828T34	0902-19	U.S. Treasury		11/21/2019	1,000,000.00	1,007,656.00	996,574.96	1.125	1.572	1.594	272	09/30/2021
9128285F3	0903-19	U.S. Treasury		11/21/2019	1,000,000.00	1,021,406.00	1,009,821.69	2.875	1.578	1.600	287	10/15/2021
9128285L0	0904-19	U.S. Treasury		11/21/2019	1,500,000.00	1,535,625.00	1,516,499.68	2.875	1.564	1.586	318	11/15/2021
9128283Q1	0909-20	U.S. Treasury		02/20/2020	1,500,000.00	1,500,703.50	1,500,285.87	2.000	1.475	1.496	14	01/15/2021
912828WG1	0910-20	U.S. Treasury		02/20/2020	1,500,000.00	1,510,312.50	1,503,718.75	2.250	1.459	1.480	119	04/30/2021
912828WN6	0911-20	U.S. Treasury		02/20/2020	4,000,000.00	4,030,624.00	4,008,407.73	2.000	1.460	1.481	150	05/31/2021
9128284T4	0912-20	U.S. Treasury		02/20/2020	1,500,000.00	1,516,875.00	1,507,692.57	2.625	1.454	1.474	165	06/15/2021
9128285F3	0918-20	U.S. Treasury		02/20/2020	1,000,000.00	1,021,406.00	1,011,089.72	2.875	1.421	1.441	287	10/15/2021
912828S27	0933-20	U.S. Treasury		05/15/2020	1,500,000.00	1,507,500.00	1,507,416.17	1.125	0.120	0.122	180	06/30/2021
912828W55	0934-20A	U.S. Treasury		05/15/2020	1,000,000.00	1,020,313.00	1,019,858.44	1.875	0.158	0.160	423	02/28/2022
912828W55	0934-20B	U.S. Treasury		05/15/2020	1,500,000.00	1,530,469.50	1,529,787.67	1.875	0.158	0.160	423	02/28/2022
912828ZG8	0937-20A	U.S. Treasury		05/19/2020	1,000,000.00	1,003,125.00	1,002,480.00	0.375	0.173	0.175	454	03/31/2022

**Investments FY 2020-2021  
Portfolio Management  
Portfolio Details - Investments  
December 31, 2020**

CUSIP	Investment #	Issuer	Average Balance	Purchase Date	Par Value	Market Value	Book Value	Stated Rate	YTM 360	YTM 365	Days to Maturity	Maturity Date
<b>Treasury Coupon Securities</b>												
912828ZG8	0937-20B	U.S. Treasury		05/19/2020	1,500,000.00	1,504,687.50	1,503,720.00	0.375	0.173	0.175	454	03/31/2022
912828WN6	0939-20	U.S. Treasury		09/15/2020	4,000,000.00	4,030,624.00	4,031,232.56	2.000	0.100	0.101	150	05/31/2021
9128287A2	0943-20	U.S. Treasury		09/17/2020	1,500,000.00	1,511,016.00	1,511,136.91	1.625	0.120	0.122	180	06/30/2021
912828ZG8	0946-20	U.S. Treasury		09/17/2020	1,500,000.00	1,504,687.50	1,504,512.77	0.375	0.131	0.133	454	03/31/2022
912828X47	0953-20	U.S. Treasury		10/15/2020	1,000,000.00	1,023,125.00	1,023,111.38	1.875	0.132	0.134	484	04/30/2022
9128287C8	0954-20	U.S. Treasury		10/15/2020	1,500,000.00	1,543,828.50	1,543,746.57	1.750	0.132	0.134	560	07/15/2022
912828ZM5	0957-20	U.S. Treasury		11/16/2020	1,500,000.00	1,500,316.87	1,499,654.80	0.125	0.144	0.146	484	04/30/2022
9128286Y1	0958-20	U.S. Treasury		11/16/2020	1,500,000.00	1,535,157.00	1,534,808.85	1.750	0.148	0.150	530	06/15/2022
912828YA2	0959-20	U.S. Treasury		11/16/2020	1,500,000.00	1,538,968.14	1,538,303.63	1.500	0.154	0.156	591	08/15/2022
912828X47	0963-20	U.S. Treasury		12/08/2020	1,000,000.00	1,025,093.23	1,025,463.19	1.875	0.104	0.105	484	04/30/2022
912828ZR4	0964-20	U.S. Treasury		12/08/2020	1,000,000.00	1,000,183.47	1,000,142.13	0.125	0.115	0.117	515	05/31/2022
9128286Y1	0965-20	U.S. Treasury		12/08/2020	1,000,000.00	1,023,438.00	1,023,658.66	1.750	0.118	0.120	530	06/15/2022
912828ZX1	0966-20	U.S. Treasury		12/08/2020	1,000,000.00	1,000,000.00	1,000,067.05	0.125	0.119	0.121	545	06/30/2022
9128287C8	0967-20	U.S. Treasury		12/15/2020	1,000,000.00	1,032,119.82	1,032,752.42	1.750	0.090	0.091	560	07/15/2022
91282CAC5	0968-20	U.S. Treasury		12/15/2020	1,000,000.00	1,000,865.35	1,000,853.88	0.125	0.099	0.100	576	07/31/2022
91282CAG6	0969-20	U.S. Treasury		12/15/2020	1,500,000.00	1,501,017.03	1,501,005.01	0.125	0.105	0.107	607	08/31/2022
912828YF1	0970-20	U.S. Treasury		12/15/2020	1,500,000.00	1,542,218.58	1,541,245.87	1.500	0.103	0.104	622	09/15/2022
<b>Subtotal and Average</b>			<b>66,711,989.33</b>		<b>68,000,000.00</b>	<b>69,191,331.49</b>	<b>68,471,350.46</b>		<b>1.062</b>	<b>1.077</b>	<b>401</b>	
<b>Treasury Discounts -Amortizing</b>												
9127963T4	0950-20	U.S. Treasury		10/13/2020	1,000,000.00	999,997.00	999,989.88	0.061	0.062	0.062	6	01/07/2021
<b>Subtotal and Average</b>			<b>999,964.59</b>		<b>1,000,000.00</b>	<b>999,997.00</b>	<b>999,989.88</b>		<b>0.062</b>	<b>0.062</b>	<b>6</b>	
<b>Total and Average</b>			<b>166,321,960.27</b>		<b>164,560,621.09</b>	<b>166,245,357.23</b>	<b>165,340,931.52</b>		<b>1.120</b>	<b>1.136</b>	<b>371</b>	

**Investments FY 2020-2021  
Portfolio Management  
Investment Status Report - Investments  
December 31, 2020**

CUSIP	Investment #	Issuer	Par Value	Stated Rate	Maturity Date	Purchase Date	YTM 360	YTM 365	Payment Dates	Accrued Interest At Purchase	Current Principal	Book Value
<b>Certificates of Deposit</b>												
13017497	13017497	BT	1,000,000.00	2.490	02/15/2021	04/16/2019	2.456	2.490	02/15 - At Maturity		1,000,000.00	1,000,000.00
13444568	13444568	BT	1,000,000.00	2.490	02/26/2021	04/16/2019	2.456	2.490	02/26 - At Maturity		1,000,000.00	1,000,000.00
13487203	13487203	BT	1,000,000.00	1.670	07/30/2021	10/15/2019	1.647	1.670	07/30 - At Maturity		1,000,000.00	1,000,000.00
13716374	13716374	BT	2,500,000.00	1.690	06/01/2021	10/15/2019	1.667	1.690	06/01 - At Maturity		2,500,000.00	2,500,000.00
13945546	13945546	BT	1,000,000.00	1.720	01/29/2021	10/15/2019	1.696	1.720	01/29 - At Maturity		1,000,000.00	1,000,000.00
50941	50941	FN	1,000,000.00	1.690	08/13/2021	10/16/2019	1.667	1.690	08/13 - At Maturity		1,000,000.00	1,000,000.00
50942	50942	FN	1,500,000.00	1.690	12/15/2021	10/16/2019	1.667	1.690	12/15 - At Maturity		1,500,000.00	1,500,000.00
50971	50971	FN	1,000,000.00	1.590	01/30/2021	11/21/2019	1.568	1.590	01/30 - At Maturity		1,000,000.00	1,000,000.00
50972	50972	FN	1,000,000.00	1.590	07/30/2021	11/21/2019	1.568	1.590	07/30 - At Maturity		1,000,000.00	1,000,000.00
144303455	144303455	GWB	4,000,000.00	2.660	06/01/2022	04/16/2019	2.624	2.660	06/01 - At Maturity		4,000,000.00	4,000,000.00
433071437	433071437	USB	4,000,000.00	2.700	06/01/2021	04/24/2018	2.663	2.700	06/01 - 12/01		4,000,000.00	4,000,000.00
433071659	433071659	USB	6,000,000.00	2.990	06/01/2022	05/24/2018	2.949	2.990	06/01 - 12/01		6,000,000.00	6,000,000.00
795014295	795014295	USB	3,000,000.00	1.710	06/01/2022	10/16/2019	1.687	1.710	12/01 - 06/01		3,000,000.00	3,000,000.00
795014296	795014296	USB	5,000,000.00	1.780	06/01/2023	10/16/2019	1.756	1.780	12/01 - 06/01		5,000,000.00	5,000,000.00
<b>Certificates of Deposit Totals</b>			<b>33,000,000.00</b>				<b>2.194</b>	<b>2.225</b>		<b>0.00</b>	<b>33,000,000.00</b>	<b>33,000,000.00</b>
<b>Money Market</b>												
SYS4531558874B	4531558874B	GWB	292,522.66	0.300			0.296	0.300	08/01 - Monthly		292,522.66	292,522.66
<b>Money Market Totals</b>			<b>292,522.66</b>				<b>0.296</b>	<b>0.300</b>		<b>0.00</b>	<b>292,522.66</b>	<b>292,522.66</b>
<b>Passbook/Checking Accounts</b>												
SYS6952311634B	6952311634B	WF	133,098.43	0.150			0.148	0.150	08/01 - Monthly		133,098.43	133,098.43
<b>Passbook/Checking Accounts Totals</b>			<b>133,098.43</b>				<b>0.148</b>	<b>0.150</b>		<b>0.00</b>	<b>133,098.43</b>	<b>133,098.43</b>
<b>Commercial Paper Disc. -Amortizing</b>												
06945LQ27	0942-20	BARCAP	1,500,000.00	0.210	03/02/2021	09/17/2020	0.210	0.213	03/02 - At Maturity		1,498,547.51	1,499,475.00
62479LSQ9	0938-20A	BTMUFJ	1,000,000.00	0.200	05/24/2021	08/31/2020	0.202	0.205	05/24 - At Maturity		998,522.22	999,205.55
62479LSQ9	0938-20B	BTMUFJ	1,000,000.00	0.200	05/24/2021	08/31/2020	0.202	0.205	05/24 - At Maturity		998,522.22	999,205.55
62479LSQ9	0938-20C	BTMUFJ	1,000,000.00	0.200	05/24/2021	08/31/2020	0.202	0.205	05/24 - At Maturity		998,522.23	999,205.56
53948AU17	0948-20A	LBCMNY	1,000,000.00	0.230	07/01/2021	10/13/2020	0.233	0.237	07/01 - At Maturity		998,332.50	998,843.61
53948AU17	0948-20B	LBCMNY	1,000,000.00	0.230	07/01/2021	10/13/2020	0.233	0.237	07/01 - At Maturity		998,332.50	998,843.61
53948AU17	0948-20C	LBCMNY	1,000,000.00	0.230	07/01/2021	10/13/2020	0.233	0.237	07/01 - At Maturity		998,332.50	998,843.61
53948AU17	0951-20	LBCMNY	1,500,000.00	0.220	07/01/2021	10/15/2020	0.223	0.226	07/01 - At Maturity		1,497,625.83	1,498,340.83
<b>Commercial Paper Disc. -Amortizing Totals</b>			<b>9,000,000.00</b>				<b>0.217</b>	<b>0.220</b>		<b>0.00</b>	<b>8,986,737.51</b>	<b>8,991,963.32</b>



**Investments FY 2020-2021**  
**Portfolio Management**  
**Investment Status Report - Investments**  
**December 31, 2020**

CUSIP	Investment #	Issuer	Par Value	Stated Rate	Maturity Date	Purchase Date	YTM 360	YTM 365	Payment Dates	Accrued Interest At Purchase	Current Principal	Book Value
<b>Federal Agency Coupon Securities</b>												
31422B3F5	0962-20	FAMCA	1,000,000.00	0.600	11/20/2025	11/20/2020	0.592	0.600	05/20 - 11/20		1,000,000.00	1,000,000.00
3133EKJP2	0874-19	FFCB	1,000,000.00	2.400	04/29/2021	08/16/2019	1.568	1.590	10/29 - 04/29	Received	1,013,550.00	1,002,608.32
3133EKJP2	0886-19	FFCB	1,500,000.00	2.400	04/29/2021	09/13/2019	1.697	1.721	10/29 - 04/29	Received	1,516,275.00	1,503,277.22
3133EJ74	0913-20	FFCB	1,000,000.00	3.050	11/15/2021	02/20/2020	1.435	1.455	05/15 - 11/15	Received	1,027,232.64	1,013,681.68
3133EGL60	0914-20	FFCB	1,000,000.00	1.760	11/29/2021	02/20/2020	1.450	1.470	05/29 - 11/29	Received	1,005,054.61	1,002,594.54
3133ELFR0	0916-20	FFCB	1,000,000.00	1.625	12/27/2021	02/20/2020	1.438	1.458	06/27 - 12/27	Received	1,003,040.00	1,001,622.55
3133ELTP9	0925-20	FFCB	1,500,000.00	0.500	06/16/2021	04/15/2020	0.296	0.300	06/16 - 12/16	Received	1,503,499.89	1,501,371.69
3133ELTN4	0930-20	FFCB	1,500,000.00	0.530	01/18/2022	04/15/2020	0.355	0.360	07/18 - 01/18	Received	1,504,479.00	1,502,667.59
3133EL6P4	0945-20	FFCB	1,500,000.00	0.140	12/09/2021	09/17/2020	0.138	0.140	12/09 - 06/09	Received	1,500,000.00	1,500,000.00
3133EMCJ9	0952-20A	FFCB	2,000,000.00	0.140	04/08/2022	10/15/2020	0.151	0.154	04/08 - 10/08	54.44	1,999,600.00	1,999,711.48
3133EMCJ9	0952-20B	FFCB	3,000,000.00	0.140	04/08/2022	10/15/2020	0.151	0.154	04/08 - 10/08	81.67	2,999,400.00	2,999,567.22
3130AABG2	0791-17	FHLB	1,135,000.00	1.875	11/29/2021	10/13/2017	1.830	1.856	11/29 - 05/29	Received	1,135,851.25	1,135,187.89
3132X0MT5	0859-19	FHLB	1,000,000.00	2.000	01/15/2021	03/08/2019	2.489	2.523	07/15 - 01/15	Received	990,570.00	999,802.07
313382K69	0871-19A	FHLB	1,000,000.00	1.750	03/12/2021	08/16/2019	1.598	1.620	09/12 - 03/12	Received	1,002,000.00	1,000,250.88
313382K69	0871-19B	FHLB	1,000,000.00	1.750	03/12/2021	08/16/2019	1.598	1.620	09/12 - 03/12	Received	1,002,000.00	1,000,250.88
313379RB7	0877-19	FHLB	1,000,000.00	1.875	06/11/2021	08/16/2019	1.523	1.544	12/11 - 06/11	Received	1,005,900.00	1,001,441.22
3130A1W95	0884-19	FHLB	2,000,000.00	2.250	06/11/2021	09/13/2019	1.710	1.734	12/11 - 06/11	Received	2,017,633.56	2,004,492.63
313378JP7	0901-19	FHLB	1,000,000.00	2.375	09/10/2021	11/21/2019	1.582	1.604	03/10 - 09/10	Received	1,013,640.00	1,005,233.22
313376C94	0905-19	FHLB	1,500,000.00	2.625	12/10/2021	11/21/2019	1.579	1.601	12/10 - 06/10	Received	1,530,885.00	1,514,167.81
313376C94	0915-20	FHLB	1,000,000.00	2.625	12/10/2021	02/20/2020	1.455	1.475	06/10 - 12/10	Received	1,020,404.19	1,010,641.57
313376Y74	0931-20A	FHLB	1,500,000.00	2.280	02/08/2022	04/15/2020	0.397	0.402	08/08 - 02/08	Received	1,550,850.00	1,530,914.93
313376Y74	0931-20B	FHLB	1,000,000.00	2.280	02/08/2022	04/15/2020	0.397	0.402	08/08 - 02/08	Received	1,033,900.00	1,020,609.95
313378CR0	0935-20A	FHLB	1,000,000.00	2.250	03/11/2022	05/15/2020	0.201	0.204	09/11 - 03/11	Received	1,037,200.00	1,024,384.15
313378CR0	0935-20B	FHLB	1,500,000.00	2.250	03/11/2022	05/15/2020	0.201	0.204	09/11 - 03/11	Received	1,555,800.00	1,536,576.22
3130AK5A0	0944-20	FHLB	1,500,000.00	0.125	09/10/2021	09/17/2020	0.126	0.128	03/10 - 09/10	36.46	1,499,962.50	1,500,010.01
3130AEBM1	0947-20	FHLB	1,500,000.00	2.750	06/10/2022	09/17/2020	0.132	0.134	12/10 - 06/10	Received	1,567,800.00	1,556,481.86
3130AKCB0	0949-20A	FHLB	1,000,000.00	0.125	10/13/2021	10/13/2020	0.128	0.130	04/13 - 10/13		999,950.05	999,960.87
3130AKCB0	0949-20B	FHLB	2,000,000.00	0.125	10/13/2021	10/13/2020	0.128	0.130	04/13 - 10/13		1,999,900.10	1,999,921.74
3130AKD86	0956-20	FHLB	1,500,000.00	0.125	10/19/2021	10/20/2020	0.123	0.125	04/19 - 10/19	5.21	1,500,000.00	1,500,005.21
3134G45K0	0876-19	FHLMC	1,000,000.00	1.800	05/28/2021	08/16/2019	1.550	1.571	11/28 - 05/28	Received	1,004,000.00	1,000,915.89
3137EADB2	0917-20	FHLMC	1,000,000.00	2.375	01/13/2022	02/20/2020	1.420	1.440	07/13 - 01/13	Received	1,017,430.11	1,009,493.41
3137EADB2	0929-20A	FHLMC	1,500,000.00	2.375	01/13/2022	04/15/2020	0.355	0.360	07/13 - 01/13	Received	1,552,500.00	1,531,098.73
3137EADB2	0929-20B	FHLMC	1,000,000.00	2.375	01/13/2022	04/15/2020	0.355	0.360	07/13 - 01/13	Received	1,035,000.00	1,020,732.48
3137EAET2	0955-20	FHLMC	1,500,000.00	0.125	07/25/2022	10/15/2020	0.090	0.091	01/25 - 07/25	427.08	1,500,900.00	1,501,220.20
3134GXBD5	0960-20	FHLMC	1,000,000.00	0.360	05/15/2024	11/20/2020	0.355	0.360	05/15 - 11/15	80.00	1,000,000.00	1,000,080.00

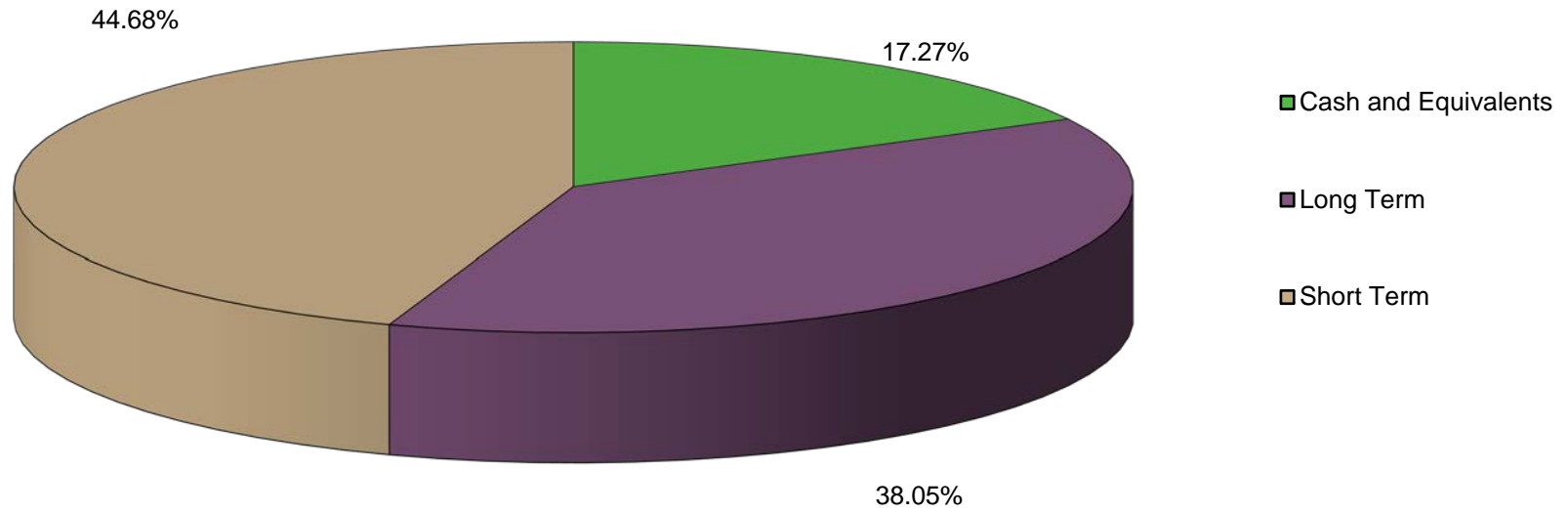
**Investments FY 2020-2021**  
**Portfolio Management**  
**Investment Status Report - Investments**  
**December 31, 2020**

CUSIP	Investment #	Issuer	Par Value	Stated Rate	Maturity Date	Purchase Date	YTM 360	YTM 365	Payment Dates	Accrued Interest At Purchase	Current Principal	Book Value
<b>Federal Agency Coupon Securities</b>												
3134GWC5	0961-20	FHLMC	1,000,000.00	0.350	03/29/2024	11/20/2020	0.345	0.350	03/29 - 09/29	495.83	1,000,000.00	1,000,495.83
3135G0N82	0927-20	FNMA	1,500,000.00	1.250	08/17/2021	04/15/2020	0.237	0.240	08/17 - 02/17	Received	1,520,235.00	1,509,487.78
3135G0Q89	0928-20	FNMA	1,500,000.00	1.375	10/07/2021	04/15/2020	0.314	0.319	10/07 - 04/07	Received	1,523,340.00	1,512,108.72
<b>Federal Agency Coupon Securities Totals</b>			<b>50,135,000.00</b>				<b>0.738</b>	<b>0.748</b>		<b>1,180.69</b>	<b>50,689,782.90</b>	<b>50,453,068.44</b>
<b>Federal Agency Disc. -Amortizing</b>												
313385BU9	0923-20	FHLB	1,500,000.00	0.260	02/12/2021	04/15/2020	0.264	0.268	02/12 - At Maturity		1,496,717.51	1,499,545.00
313385CJ3	0924-20	FHLB	1,500,000.00	0.260	02/26/2021	04/15/2020	0.264	0.268	02/26 - At Maturity		1,496,565.84	1,499,393.33
<b>Federal Agency Disc. -Amortizing Totals</b>			<b>3,000,000.00</b>				<b>0.264</b>	<b>0.268</b>		<b>0.00</b>	<b>2,993,283.35</b>	<b>2,998,938.33</b>
<b>Treasury Coupon Securities</b>												
912828R77	0769-17	US TRE	2,000,000.00	1.375	05/31/2021	04/20/2017	1.605	1.627	05/31 - 11/30	Received	1,980,000.00	1,998,002.66
912828XD7	0835-18	US TRE	2,500,000.00	1.875	05/31/2022	10/15/2018	2.923	2.963	11/30 - 05/31	Received	2,407,100.00	2,463,864.43
912828XR6	0836-18	US TRE	2,500,000.00	1.750	05/31/2022	10/15/2018	2.923	2.964	11/30 - 05/31	Received	2,396,362.13	2,459,687.69
912828R69	0860-19	US TRE	3,000,000.00	1.625	05/31/2023	03/08/2019	2.426	2.459	05/31 - 11/30	Received	2,899,980.00	2,943,030.68
9128283Q1	0870-19	US TRE	1,000,000.00	2.000	01/15/2021	08/16/2019	1.593	1.615	01/15 - 07/15	Received	1,005,350.00	1,000,144.59
912828Q37	0872-19A	US TRE	1,500,000.00	1.250	03/31/2021	08/16/2019	1.578	1.600	09/30 - 03/31	Received	1,491,615.00	1,498,741.54
912828Q37	0872-19B	US TRE	1,000,000.00	1.250	03/31/2021	08/16/2019	1.578	1.600	09/30 - 03/31	Received	994,410.00	999,161.03
9128284G2	0873-19	US TRE	1,000,000.00	2.375	04/15/2021	08/16/2019	1.558	1.580	10/15 - 04/15	Received	1,013,000.00	1,002,223.68
912828N89	0883-19	US TRE	1,000,000.00	1.375	01/31/2021	09/13/2019	1.747	1.772	01/31 - 07/31	Received	994,609.38	999,680.40
912828S27	0887-19	US TRE	1,000,000.00	1.125	06/30/2021	09/13/2019	1.695	1.719	12/31 - 06/30	Received	989,531.25	997,127.48
912828Y20	0888-19	US TRE	1,000,000.00	2.625	07/15/2021	09/13/2019	1.688	1.711	01/15 - 07/15	Received	1,016,445.31	1,004,779.19
9128284S6	0893-19	US TRE	6,000,000.00	2.750	05/31/2023	11/04/2019	1.519	1.540	11/30 - 05/31	Received	6,251,220.00	6,169,534.97
9128284W7	0899-19	US TRE	1,000,000.00	2.750	08/15/2021	11/21/2019	1.578	1.600	02/15 - 08/15	Received	1,019,580.00	1,006,990.65
912828YC8	0900-19	US TRE	1,000,000.00	1.500	08/31/2021	11/21/2019	1.580	1.602	02/29 - 08/31	Received	998,210.00	999,332.54
912828T34	0902-19	US TRE	1,000,000.00	1.125	09/30/2021	11/21/2019	1.572	1.594	03/31 - 09/30	Received	991,450.00	996,574.96
9128285F3	0903-19	US TRE	1,000,000.00	2.875	10/15/2021	11/21/2019	1.578	1.600	04/15 - 10/15	Received	1,023,750.00	1,009,821.69
9128285L0	0904-19	US TRE	1,500,000.00	2.875	11/15/2021	11/21/2019	1.564	1.586	05/15 - 11/15	Received	1,537,617.19	1,516,499.68
9128283Q1	0909-20	US TRE	1,500,000.00	2.000	01/15/2021	02/20/2020	1.475	1.496	07/15 - 01/15	Received	1,506,738.28	1,500,285.87
912828WG1	0910-20	US TRE	1,500,000.00	2.250	04/30/2021	02/20/2020	1.459	1.480	04/30 - 10/31	Received	1,513,593.75	1,503,718.75
912828WN6	0911-20	US TRE	4,000,000.00	2.000	05/31/2021	02/20/2020	1.460	1.481	05/31 - 11/30	Received	4,026,120.00	4,008,407.73
9128284T4	0912-20	US TRE	1,500,000.00	2.625	06/15/2021	02/20/2020	1.454	1.474	06/15 - 12/15	Received	1,522,425.00	1,507,692.57
9128285F3	0918-20	US TRE	1,000,000.00	2.875	10/15/2021	02/20/2020	1.421	1.441	04/15 - 10/15	Received	1,023,300.00	1,011,089.72
912828S27	0933-20	US TRE	1,500,000.00	1.125	06/30/2021	05/15/2020	0.120	0.122	06/30 - 12/31	Received	1,516,933.59	1,507,416.17
912828W55	0934-20A	US TRE	1,000,000.00	1.875	02/28/2022	05/15/2020	0.158	0.160	08/31 - 02/28	Received	1,030,703.12	1,019,858.44

**Investments FY 2020-2021**  
**Portfolio Management**  
**Investment Status Report - Investments**  
**December 31, 2020**

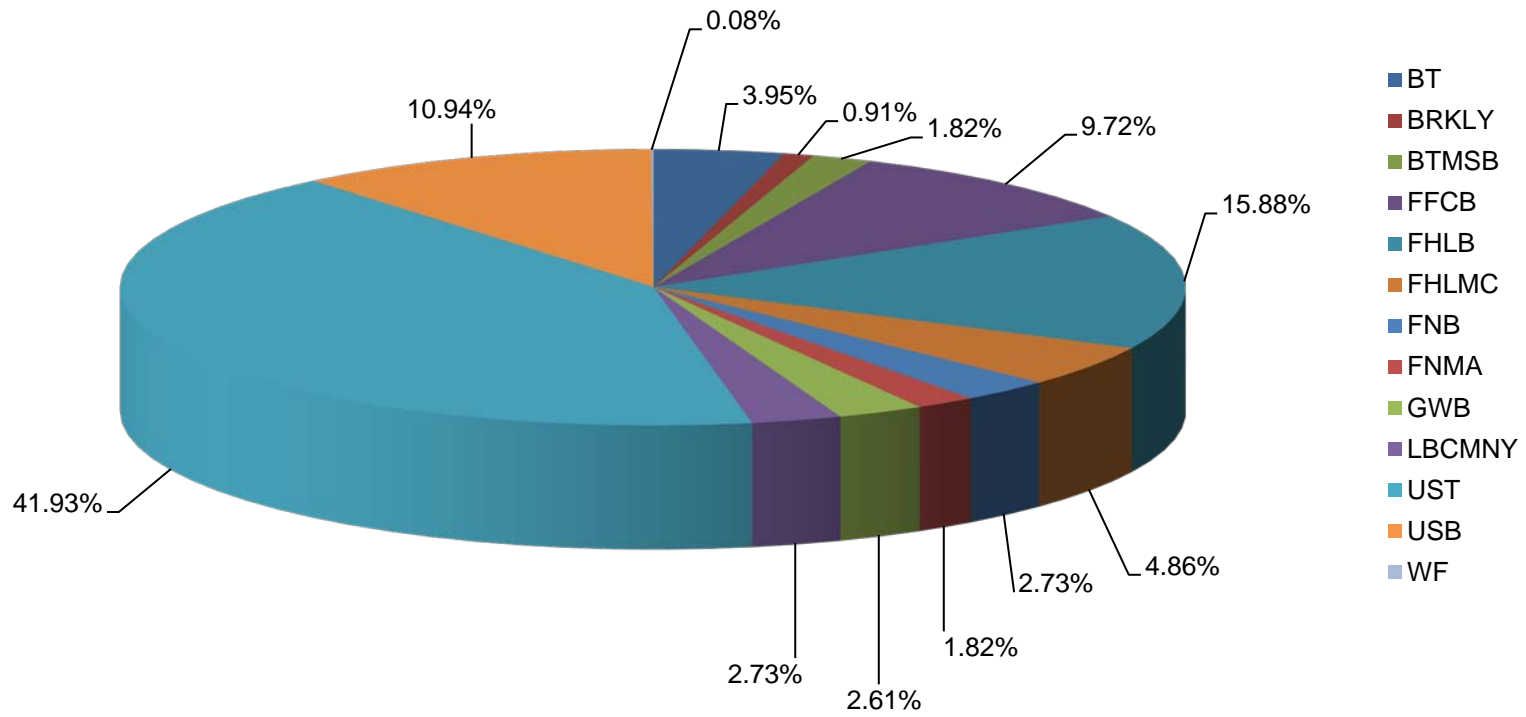
CUSIP	Investment #	Issuer	Par Value	Stated Rate	Maturity Date	Purchase Date	YTM 360	YTM 365	Payment Dates	Accrued Interest At Purchase	Current Principal	Book Value
<b>Treasury Coupon Securities</b>												
912828W55	0934-20B	US TRE	1,500,000.00	1.875	02/28/2022	05/15/2020	0.158	0.160	08/31 - 02/28	Received	1,546,054.69	1,529,787.67
912828ZG8	0937-20A	US TRE	1,000,000.00	0.375	03/31/2022	05/19/2020	0.173	0.175	09/30 - 03/31	Received	1,003,720.00	1,002,480.00
912828ZG8	0937-20B	US TRE	1,500,000.00	0.375	03/31/2022	05/19/2020	0.173	0.175	09/30 - 03/31	Received	1,505,580.00	1,503,720.00
912828WN6	0939-20	US TRE	4,000,000.00	2.000	05/31/2021	09/15/2020	0.100	0.101	11/30 - 05/31	Received	4,053,720.00	4,031,232.56
9128287A2	0943-20	US TRE	1,500,000.00	1.625	06/30/2021	09/17/2020	0.120	0.122	12/31 - 06/30	Received	1,517,695.31	1,511,136.91
912828ZG8	0946-20	US TRE	1,500,000.00	0.375	03/31/2022	09/17/2020	0.131	0.133	09/30 - 03/31	Received	1,505,566.41	1,504,512.77
912828X47	0953-20	US TRE	1,000,000.00	1.875	04/30/2022	10/15/2020	0.132	0.134	10/31 - 04/30	Received	1,026,835.94	1,023,111.38
9128287C8	0954-20	US TRE	1,500,000.00	1.750	07/15/2022	10/15/2020	0.132	0.134	01/15 - 07/15	6,562.50	1,542,363.28	1,543,746.57
912828ZM5	0957-20	US TRE	1,500,000.00	0.125	04/30/2022	11/16/2020	0.144	0.146	04/30 - 10/31	82.87	1,499,531.25	1,499,654.80
9128286Y1	0958-20	US TRE	1,500,000.00	1.750	06/15/2022	11/16/2020	0.148	0.150	12/15 - 06/15	Received	1,537,830.00	1,534,808.85
912828YA2	0959-20	US TRE	1,500,000.00	1.500	08/15/2022	11/16/2020	0.154	0.156	02/15 - 08/15	5,686.14	1,535,156.25	1,538,303.63
912828X47	0963-20	US TRE	1,000,000.00	1.875	04/30/2022	12/08/2020	0.104	0.105	04/30 - 10/31	1,968.23	1,024,660.00	1,025,463.19
912828ZR4	0964-20	US TRE	1,000,000.00	0.125	05/31/2022	12/08/2020	0.115	0.117	05/31 - 11/30	27.47	1,000,120.00	1,000,142.13
9128286Y1	0965-20	US TRE	1,000,000.00	1.750	06/15/2022	12/08/2020	0.118	0.120	12/15 - 06/15	Received	1,024,730.00	1,023,658.66
912828ZX1	0966-20	US TRE	1,000,000.00	0.125	06/30/2022	12/08/2020	0.119	0.121	12/31 - 06/30	Received	1,000,070.00	1,000,067.05
9128287C8	0967-20	US TRE	1,000,000.00	1.750	07/15/2022	12/15/2020	0.090	0.091	01/15 - 07/15	7,275.82	1,026,250.00	1,032,752.42
91282CAC5	0968-20	US TRE	1,000,000.00	0.125	07/31/2022	12/15/2020	0.099	0.100	01/31 - 07/31	465.35	1,000,400.00	1,000,853.88
91282CAG6	0969-20	US TRE	1,500,000.00	0.125	08/31/2022	12/15/2020	0.105	0.107	02/28 - 08/31	549.03	1,500,468.75	1,501,005.01
912828YF1	0970-20	US TRE	1,500,000.00	1.500	09/15/2022	12/15/2020	0.103	0.104	03/15 - 09/15	5,656.08	1,536,562.50	1,541,245.87
<b>Treasury Coupon Securities Totals</b>			<b>68,000,000.00</b>				<b>1.062</b>	<b>1.077</b>		<b>28,273.49</b>	<b>68,537,358.38</b>	<b>68,471,350.46</b>
<b>Treasury Discounts -Amortizing</b>												
9127963T4	0950-20	US TRE	1,000,000.00	0.061	01/07/2021	10/13/2020	0.062	0.062	01/07 - At Maturity		999,855.00	999,989.88
<b>Treasury Discounts -Amortizing Totals</b>			<b>1,000,000.00</b>				<b>0.062</b>	<b>0.062</b>		<b>0.00</b>	<b>999,855.00</b>	<b>999,989.88</b>
<b>Investment Totals</b>			<b>164,560,621.09</b>				<b>1.120</b>	<b>1.136</b>		<b>29,454.18</b>	<b>165,632,638.23</b>	<b>165,340,931.52</b>

### Portfolio by Asset Class



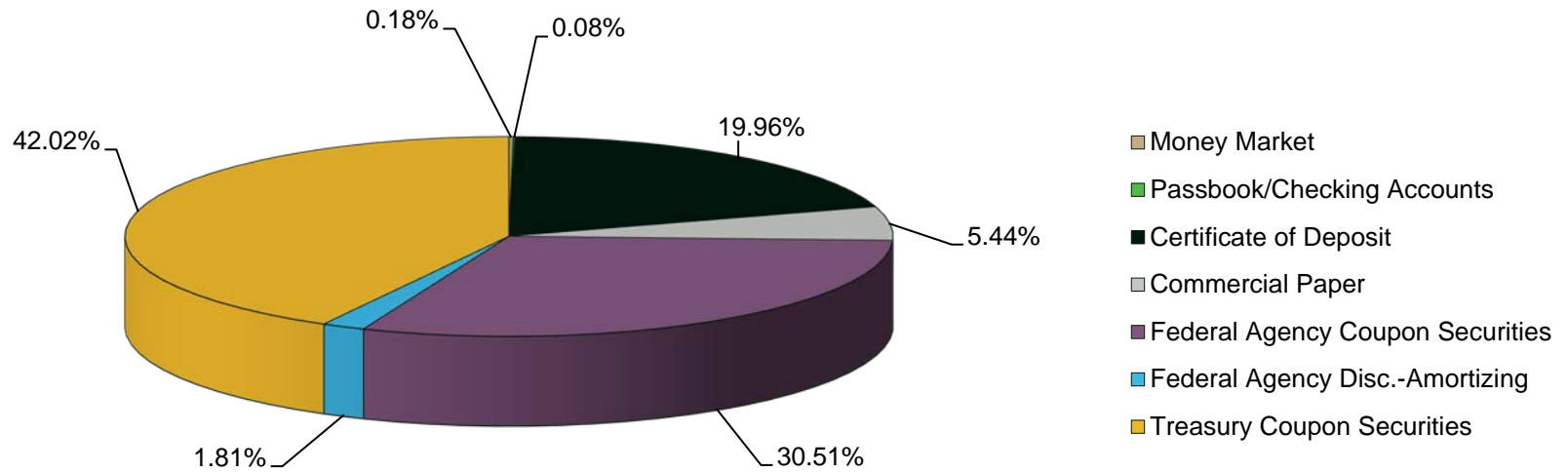
For Quarter Ending December 31, 2020

### Par Value by Issuer Graph



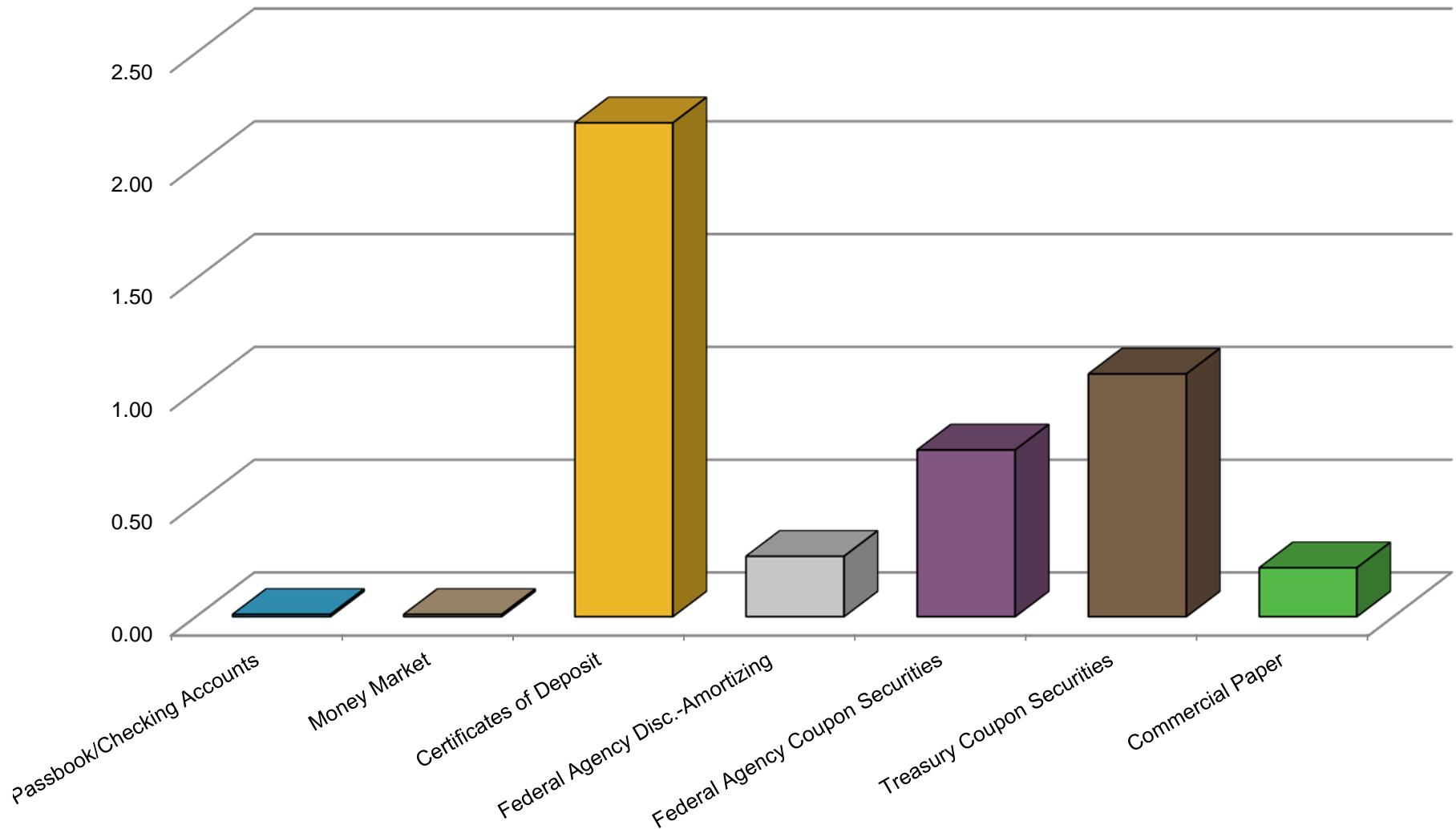
For Quarter Ending December 31, 2020

### Book Value By Investment Type



For Quarter Ending December 31, 2020

## Investment Yield by Type



For Quarter Ending December 31, 2020