

**AMES AREA METROPOLITAN PLANNING ORGANIZATION
 TRANSPORTATION POLICY COMMITTEE ACTION FORM**

SUBJECT: FY 2017 - 2020 TRANSPORTATION IMPROVEMENT PROGRAM

BACKGROUND:

In order to receive funds for transportation improvement projects, it is necessary for the projects to be part of the approved statewide plan. The initial step in this process is for the Ames Area MPO to develop a draft Transportation Improvement Plan (TIP). The attached draft plan provides for projects for street improvements, CyRide improvements, and trail projects.

In January, 2016, the Ames Area MPO distributed applications for new funding for both STP (Surface Transportation Program) and TAP (Transportation Alternatives Program) projects. Four applications were received. These projects have been added to the FY 2017 – 2020 Transportation Improvement Program. **The Transportation Policy Committee reviewed and unanimously approved the draft TIP on June 14, 2016.**

Program	Project Sponsor	Project Name	Federal Fund Request	Total Project Cost
STP	City of Ames	North Dakota Ave. (Ontario St. to UPRR)	\$680,000	\$1,000,000
STP	CyRide	Vehicle Replacement	\$225,000	\$528,686
STP	City of Ames	13 th St. (UPRR to Harding Ave.)	\$1,060,000	\$1,480,000
STP	City of Ames	Grand Ave Extension	*\$2,300,000	\$17,450,000

*Grand Ave. Extension already awarded \$2,000,000 STP funds in previous years. Request is for an additional \$2,300,000 for a total of \$4.3 Million.

Total New STP Requests: \$4,265,000

Total New TAP Requests: \$0

ALTERNATIVES:

1. Approve the final FY 2017–2020 Transportation Improvement Program for submission to the Iowa Department of Transportation.
2. Approve the final FY 2017–2020 Transportation Improvement Program with Transportation Policy Committee modifications for submission to the Iowa Department of Transportation.

ADMINISTRATOR'S RECOMMENDATION:

The Ames Area MPO Transportation Technical Committee has reviewed and unanimously approved the draft 2017-2020 TIP. The Ames Area MPO staff received and addressed comments from the Iowa Department of Transportation, Federal Highway Administration, and Federal Transit Administration. At the public input session, no revisions were requested by the public. The final FY 2017 – 2020 Transportation Improvement Program is due to the Iowa Department of Transportation by July 15, 2016.

Therefore, it is the recommendation of the Administrator that the Transportation Policy Committee adopt Alternative No. 1, as noted above.



FY 2017 -
2020

Transportation Improvement Program

The Ames Area MPO prepared this report with funding from the U.S. Department of Transportation's Federal Highway Administration and Federal Transit Administration, and in part through local matching funds of the Ames Area MPO member governments. These contents are the responsibility of the Ames Area MPO. The U.S. government and its agencies assume no liability for the contents of this report or for the use of its contents. The Ames Area MPO approved this document on July 12 2016. Please call (515) 239-5160 to obtain permission to use.

Ames Area
metropolitan planning organization

Contents

Federal Highway Administration Section 3

 Project Selection 3

 Introduction 3

 Surface Transportation Block Grant Program (STBG) 3

 Transportation Alternative Projects (TAP) 3

FY 2016 Project Status Report 4

Fiscal Constraint 5

 Financial Constraint Summary Tables 5

Network Operations and Maintenance 7

Public Participation Process 7

Title VI Compliance 7

Self Certification 7

Revising the TIP 8

 Amendment 8

 Administrative Modifications 8

Federal Transit Administration Section 9

 FY 2017 TIP FTA Project Justification 9

Appendix A: FFY 2017 – 2020 TPMS Printouts

Appendix B: Ames Area MPO Self Certification

Appendix C: Resolution

Federal Highway Administration Section

Project Selection

Introduction

The Ames Area Metropolitan Planning Organization (AAMPO) uses a project selection criteria system as a means of prioritizing submitted projects. All projects submitted to the AAMPO for inclusion in the Transportation Improvement Program (TIP) are reviewed by staff and the Transportation Technical Committee (TTC) and Transportation Policy Committee (TPC). Projects are programmed in the TIP by approval of the TPC based on the recommendation of the TTC and staff.

Surface Transportation Block Grant Program (STBG)

Factors identified in the Long Range Transportation Plan (LRTP) are used as tools to help determine those projects selected and their respective priority. In addition to the LRTP tools, highway capacity improvement projects are selected using Level of Service criteria; rehabilitation and reconstruction projects are selected based upon pavement condition index and field review. A STBG application form shall be submitted along with all STBG projects to be considered to receive federal-aid funding. This form can be requested from the Ames Area MPO staff or downloaded from the Ames Area MPO website at www.aampo.org.

Transportation Alternative Projects (TAP)

Transportation Alternative Projects consists mainly of greenbelt trails that have been identified during the public involvement process for the Long Range Transportation Plan update. Trail segments shown in the plan are sized proportionately based upon estimated construction costs.

A TAP application form shall be submitted along with all TAP projects to be considered to receive federal-aid funding. Submitted projects are then ranked with the following criterion:

- connectivity with existing facilities,
- cost in relation to public benefit,
- enhancement to existing transportation system, and
- identified in the long range transportation plan.

The ranked list is then discussed and may be revised during the TIP development process. This form can be requested from the Ames Area MPO staff or downloaded from the Ames Area MPO website at www.aampo.org.

Other

Bridge projects consist of necessary repairs recommended by the biennial Iowa Department of Transportation (IDOT) bridge inspections. The IDOT requires these inspections for bridges within the local jurisdictions of the Ames Area MPO. A Candidate List is created by the IDOT Office of Local Systems based on priority points ranking. Local agencies and the Ames Area MPO work with the IDOT on programming necessary bridge projects based on priority and available funding.

The Transit Board selects operating projects for CyRide as identified in the approved Passenger Transportation Plan (PTP), which serves as a needs assessment for all regional human and health service agencies. The Transit Board also approves matching funds for capital projects based upon identified route expansions.

All projects are consistent with the approved Ames Mobility 2040 Long Range Transportation Plan.

FY 2016 Project Status Report

TPMS #	Project Number	Location	Type of Work	Status	Total Project Cost	Total Federal Aid	Sponsor
32738	STP-U-0155(691)--70-85	In the City of Ames, On 13th ST, from Furman Aquatic Center east .29 Miles to Union Pacific Railroad,	Pavement Rehab	Authorized, 2016 Construction	\$ 1,460,000	\$ 1,060,000	City of Ames
1948	STP-E-0155(S DUFF)--8V-85	In the City of Ames, S DUFF AVE: From Squaw Creek to South 5th Street	Ped/Bike Grade & Pave	FHWA Approved - Project Delayed; Roll Over Funding	\$ 100,000	\$ 70,000	City of Ames
16032	STP-U-0155(690)--70-85	Grand Ave: S Grand Ave: 0.1 miles north of S. 16th Street to Squaw Creek Dr / S 5th St: S Grand Ave to S Duff Ave / S 16th S Duff Ave Intersection	Grade and Pave, New Bridge	January 2017 Letting	\$ 17,730,000		City of Ames
14980	STP-E-0155(684)--8V-85	In the City of Ames, Skunk River Trail, From Bloomington Road to Ada Hayden Park	Ped/Bike Grade & Pave	October 2016 Letting	\$ 474,000	\$ 250,000	City of Ames
14982	STP-E-0155(682)--8V-85	In the City of Ames, Skunk River Trail: From East Lincoln Way to S. River Valley Park	Ped/Bike Grade & Pave	Authorized, Under Construction	\$ 721,000	\$ 360,000	City of Ames
15628	STP-E-C085(100)--8V-85	Gilbert to Ames Trail: Trail connection from Gilbert, Iowa to Ames, Iowa	Ped/Bike ROW	FHWA Approved - Roll over Funding	\$ 983,000	\$ 62,000	Story CCB
34214	RGPL-PA22(RTP)--PL-00	Transportation Planning	Trans Planning	Ongoing	\$ 111,000	\$ 89,000	AAMPO
22016	IM--35)--13-85	I35: US 30 Interchange in Ames	Pave, New Bridge, Grading	Authorized, 2016 Construction	\$ 30,103,000	\$ 22,890,000	IDOT Dist. 1
29713	BRM-0155(685)--8N-85	In the City of Ames, On 6th Street, Over Squaw Creek	Bridge Replacement	Authorized, Under Construction	\$ 2,425,000	\$ 1,000,000	City of Ames
16103	RGPL-PA22(RTP)--ST-85	Ames MPO Planning: STP Funds for Transportation Planning	Trans Planning	Authorized - October 2015 completion	\$ 305,000	\$ 320,000	AAMPO

Fiscal Constraint

The Ames Area MPO FY 2017 programming targets are \$1,607,098 for STBG, \$89,722 for TAP, and \$69,131 for TAP Flex. The project costs shown in the TIP are in year of expenditure dollars. This is accomplished by developing an estimate of costs in the current bidding environment and then applying an inflation factor of 4% per year. The Ames City Council has programmed these projects in the City of Ames 2016-2021 Capital Improvement Program for the local funding allocation. These funds are generated from the City of Ames annual Road Use Tax Fund (RUTF) distribution, Local Option Sales Tax, and General Obligation (GO) Bonds. The transit program does not have targets, and thus the requests involve significant costs in the anticipation of maximizing the amounts received.

Financial Constraint Summary Tables

Federal Aid Program	Summary of Costs and Federal Aid							
	2017		2018		2019		2020	
	Total Cost	Federal Aid	Total Cost	Federal Aid	Total Cost	Federal Aid	Total Cost	Federal Aid
Surface Transportation Block Grant Program (STBG)	\$2,422,000	\$1,292,000	\$18,930,000	\$5,360,000	\$500,000	\$400,000	\$1,529,000	\$905,000
Highway Bridge Replacement (STP-HBP)	\$0	\$0	\$0	\$0	\$0	\$0	\$0	\$0
Transportation Alternatives Program (TAP)	\$1,409,000	\$560,000	\$521,000	\$160,000	\$0	\$0	\$448,000	\$140,000
National Highway Performance Program (NHPP)	\$0	\$0	\$3,609,000	\$3,249,000	\$0	\$0	\$0	\$0
Metropolitan Planning (PL)	\$113,000	\$90,000	\$113,000	\$90,000	\$113,000	\$90,000	\$113,000	\$90,000
Congestion Mitigation and Air Quality Improvement(CMAQ)	\$1,036,000	\$829,000	\$0	\$0	\$0	\$0	\$0	\$0
Primary Road Funds (PRF)	\$0	\$0	\$0	\$0	\$0	\$0	\$0	\$0

Table 2 STBG Fiscal Constraint Table				
	2017	2018	2019	2020
Unobligated Balance (Carryover)	\$4,695,847	\$5,080,076	\$1,396,176	\$2,672,276
Region STBG Target	\$1,607,098	\$1,607,100	\$1,607,100	\$1,607,100
Region TAP Flex Target	\$69,131	\$69,000	\$69,000	\$69,000
Subtotal	\$6,372,076	\$6,756,176	\$3,072,276	\$4,348,376
Programmed STP Funds	\$1,292,000	\$5,360,000	\$400,000	\$905,000
Balance	\$5,080,076	\$1,396,176	\$2,672,276	\$3,443,376

Table 3 TAP Fiscal Constraint Table				
	2017	2018	2019	2020
Unobligated Balance (Carryover)	\$609,427	\$139,149	\$69,149	\$159,149
Region TAP Target	\$89,722	\$90,000	\$90,000	\$90,000
TAP Flex Target	\$0	\$0	\$0	\$0
Subtotal	\$699,149	\$229,149	\$159,149	\$249,149
Programmed TAP Funds	\$560,000	\$160,000	\$0	\$140,000
Balance	\$139,149	\$69,149	\$159,149	\$109,149

Table 4						
Forecasted Operations and Maintenance (O&M) Costs on the Federal-Aid System Table						
Source: 2015 City Street Finance Report						
	2015	2016	2017	2018	2019	2020
City of Ames Total Operations	\$466,506	\$485,166	\$504,573	\$524,756	\$545,746	\$567,576
City of Ames Total Maintenance	\$1,074,882	\$1,117,877	\$1,162,592	\$1,209,096	\$1,257,460	\$1,307,758
City of Gilbert Total Operations	\$1,507	\$1,567	\$1,630	\$1,695	\$1,763	\$1,833
City of Gilbert Total Maintenance	\$11,400	\$11,856	\$12,330	\$12,823	\$13,336	\$13,870
Total O&M	\$1,554,295	\$1,616,467	\$1,681,125	\$1,748,370	\$1,818,305	\$1,891,038

Table 5						
Forecasted Non-Federal Aid Revenue Table						
Source: 2015 City Street Finance Report						
	2015	2016	2017	2018	2019	2020
City of Ames Total RUTF Receipts	\$6,131,328	\$6,376,581	\$6,631,644	\$6,896,910	\$7,172,787	\$7,459,698
City of Ames Total Other Road Monies Receipts	\$4,291,366	\$4,463,021	\$4,641,541	\$4,827,203	\$5,020,291	\$5,221,103
City of Ames Total Receipts Service Debt	\$13,354,772	\$13,888,963	\$14,444,521	\$15,022,302	\$15,623,194	\$16,248,122
City of Gilbert Total RUTF Receipts	\$112,509	\$117,009	\$121,690	\$126,557	\$131,620	\$136,884
City of Gilbert Total Other Road Monies Receipts	\$13,221	\$13,750	\$14,300	\$14,872	\$15,467	\$16,085
City of Gilbert Total Receipts Service Debt	\$0	\$0	\$0	\$0	\$0	\$0
Total Non-Federal Aid Road Fund Receipts	\$23,903,196	\$24,859,324	\$25,853,697	\$26,887,845	\$27,963,358	\$29,081,893

Network Operations and Maintenance

The capital investment and other measures necessary to preserve the existing transportation system, as well as operations, maintenance, modernization, and rehabilitation of existing and future transportation facilities are annually reviewed and programmed. Preservation, operating, and maintenance costs are included as a priority for funding. Maintenance and rehabilitation projects are also included in the AAMPO LRTP. In addition to STBG funding, the City of Ames utilizes RUTF, Local Option Sales Tax, and General Obligation funding for system preservation projects. A program is also included in the City of Ames 2016-2021 CIP to address shared use path maintenance. The LRTP and Land Use Policy Plan (LUPP) both use an intersection efficiency standard of Level of Service (LOS) C.

Public Participation Process

The draft Transportation Improvement Program follows a process of Transportation Technical Committee review on May 17, 2016; a public input session was held at the Ames City Hall on June 3, 2016; Transportation Policy Committee draft review on June 14, 2016; and a Transportation Policy Committee public hearing on July 12, 2016. Postings for meetings are performed in accordance with our approved Public Participation Plan.

Draft documents are available on the Ames Area MPO website at www.aampo.org and include a map of roadway projects by programmed fiscal year. Notice of meetings were posted at the Ames City Hall and on the Ames Area MPO website as 'News'. In addition, projects are available for public review and comment through the City of Ames Capital Improvement Program process.

Title VI Compliance

The Ames Area MPO adheres to the City of Ames's Title VI of the Civil Rights Act of 1964 Compliance Plan. The AAMPO carries out its transportation planning processes without regard to race, color, or national origin. The Compliance Plan provides information on the Ames Area MPO Title VI compliance policies, complaint procedures, and a form to initiate the complaint process for use by members of the public. For more information or to file a complaint or concern, please contact the AAMPO Administrator at the City of Ames Public Works Administration Office at 515-239-5160.

Self Certification

The AAMPO Policy Committee certified that transportation planning activities in the Ames metropolitan area are being carried out in accordance with governing Federal regulations, policies and procedures. This certification was at the meeting on March 22, 2016. A copy of the document is attached in Appendix C.

Revising the TIP

Often after development and subsequent adoption of the TIP, changes may need to be made to the list of programmed projects. Examples of changes might be adding or deleting projects, moving a project between years in the TIP, adjusting project cost, or changing the vehicle numbers of transit vehicles.

A major requirement of a project receiving Federal transportation funds is for the project to be included in the TIP and Statewide Transportation Improvement Program. Once a project has received Federal Authorization for construction it does not need to be included in the TIP. This is one of two major reasons for adding or deleting a project from the TIP. The other major reason for adding a project is the awarding of a grant or earmark for a project, which can happen throughout the year.

Changes to the TIP are classified as either “amendments” or “administrative modifications”.

Amendment

Amendments are major changes involving the following:

- Project Cost – projects in which the recalculated project costs increase federal aid by more than 30 percent or increase total federal aid by more than \$2 million from the original amount.
- Schedule Changes – projects added or deleted from the TIP.
- Funding Source – projects receiving additional federal funding sources.
- Scope Changes – changing the project termini, project alignment, the amount of through traffic lanes, type of work from an overlay to reconstruction, or a change to include widening of the roadway.

Amendments are presented to the Policy Committee and a public comment period is opened, which lasts until the next Policy Committee meeting (the Policy Committee meets on an as needed basis, giving a 3-4 week public comment period). Public comments are shared at this meeting with the Policy Committee and action is taken to approve the amendment.

Administrative Modifications

Administrative Modifications are minor changes involving the following:

- Project Cost – projects in which the recalculated project costs do not increase federal aid by more than 30 percent or do not increase total federal aid by more than \$2 million from the original amount
- Schedule Changes – changes in schedules to projects included in the first four years of the TIP
- Funding Source – changing funding from one source to another
- Scope Changes – all changes to the project’s scope

Administrative modifications and amendments are subject to different AAMPO Policy Committee and public review procedures. Administrative modifications are processed internally and are shared with the Policy Committee and the public as informational items

Federal Transit Administration Section

FY 2017 Transportation Improvement Program FTA Project Justification

The following transit projects identified within the draft FY2017-2020 TIP were included within the 2017 Passenger Transportation Plan (PTP) Update, meeting the requirements to have the Enhanced Mobility for Seniors and individuals with Disabilities formulized federal funding within an approved PTP prior to TIP approval. The following narrative describes the projects within the initial year of the plan.

General Operations

This funding supports the day-to-day transit operations of the Ames Transit Authority from Ames' urbanized area federal apportionment, Transit Intensive Cities, and State Transit Assistance funding.

Contracted Paratransit (Dial-A-Ride) Service

According to federal regulations, public transit agencies providing fixed-route transit service in their community must also provide door-to-door transportation service within a ¾ mile area of that fixed-route service. Therefore, CyRide purchases transportation service for its Dial-A-Ride operations in order to meet this ADA requirement. This requirement has been expanded to the entire city limits of Ames.

Associated Transit Improvements

CyRide developed a Bus Stop Plan that recommended an implementation plan for bus stop amenities along CyRide's fixed-route system. From the prioritization of recommended stop improvements, concrete pads will be added for easier boarding/alighting during inclement weather as well as replacing bus shelters with lighted bus shelters to improve the

accessibility for patrons and CyRide's image throughout the Ames community. In February 2013, CyRide launched Nextbus allowing passengers to obtain real-time information of the next buses coming to a particular bus stop. The information can be obtained on CyRide's website, by texting or calling or via LED digital signs at the bus stop. CyRide envisions additional LED digital signage signs next to high ridership stops throughout the Ames community.

Building Security System

CyRide plans to upgrade its current office building security camera system implemented in 2008 and expand this system to the maintenance garage areas over a two year period in FY2017 and FY2018. The current security system has electronic access at all doors of the administration building available to employees' via a personal key fob. Exterior doors of the entire maintenance garage, storage and shop, would also have this type of electronic access added throughout the facility. The only open door accessible to the public would be the front door of the administration building available only during weekday office hours.

Re-roof Maintenance Facility

The roof on the maintenance storage facility built in 1983 is currently 17 years old and in need of replacement as it is past its useful life. This portion of the roof was reconstructed in 1999 with a black rubber membrane and ballast to protect the membrane from ultraviolet light damage. Additionally, the 27 skylights on the roof were reused in 1999 and are therefore original to the building when they were installed in 1983 and are currently 33 years-old. The skylights show extreme deterioration due to the ultraviolet damage and are demonstrating leaks among the perimeter of these structures.

New skylights are recommended to be completely replaced within this roof reconstruction as the existing skylights are extremely brittle and will likely expose the new roof system to future leaks if reinstalled. CyRide wishes to replace this roof with a mechanically fastened PVC system with a thicker white membrane that will better repel ultraviolet rays.

Heavy Duty Bus Replacement

Eight buses have exceeded FTA guidelines for useful life. Bus numbers are 00716, 00715, 00711, 00712, 00713, 00717, 00146. These units will be replaced with 40' heavy-duty buses, equipped with cameras. These replacement vehicles will be ADA accessible.

Light Duty Bus Replacement

Six light-duty buses have exceeded FTA guidelines for useful life. Bus numbers are 00337, 00338, 00334, 00335, 00336, and 00333. These units will be replaced with either 158" wheelbase or 176" wheelbase light-duty buses depending on their current size, equipped with cameras. These replacement vehicles will be ADA accessible.

Maintenance Pits

The seven oil/water separation pits within the original section of CyRide's facility are 33 years old, past their useful life and in need of replacement. These pits are currently crumbling near the edges of the grates and need to be replaced before vehicles risk falling through these critical areas. Doing this replacement ensures water and oil flow dripping from the vehicles drain properly in the future.

Blue Route (Sunday)

In 2014-2015, CyRide doubled its frequency on the Sunday Blue route to 20-minute intervals between 11:00 am and 5:00 pm. The route previously operated at 40-minute intervals. One

bus was added on Sundays to serve a portion of the route between ISU campus and the Wal-Mart on South Duff Avenue. This additional frequency helps reduce overcrowding and on-time performance issues experienced on the route. Additionally, this change will improve service by decreasing wait times for customers. Many trips along this portion of the route on Sunday consistently exceeded 60 passengers per bus, which is standing capacity. The seated capacity is 39 passengers. CyRide is requesting the final year of funding this project through Iowa's Clean Air Attainment Program (ICAA) funding.

Brown/Green Route (Weekday)

In 2014-2015, CyRide added two additional buses along the Brown Route and one bus to the Green route each weekday between 11:30am and 6:00pm. Ridership has grown on both these corridors to the point where overcrowding occurs and buses are having a difficult time staying on time and buses are exceeding standing capacity. Ridership on the Brown route has grown by more than 45% over the past three years due to the influx of students to apartments north of Somerset and full utilization of the Wallace/Wilson Residence Halls. An added benefit of this change is that the Brown/Green routes will now be able to meet other buses (Red and Blue routes) to make transfers allowing customers to switch between buses to travel to other areas of campus or the city. Previously, the Brown route bus arrived several minutes after the other route buses have left, causing customers to wait almost 20 more minutes until their next bus arrives. CyRide is requesting the final year of funding this project through Iowa's Clean Air Attainment Program (ICAA) funding.

Plum Route (Weekday)

CyRide added a new route in 2015-2016 called the #9 Plum Route operated 20-minute service on ISU class weekdays between S. 16th/Duff and Iowa State University campus. The #9 Plum route serves high residential areas (The Grove, Laverne, Pleasant Run and Copper Beech) along S. 16th Street. This route also provides access to the commercial district near the intersection of S. 16th/Duff including Mid-Iowa

Community Action and Community and Family Resources just east of this intersection. The route travels as follows: 16th St – University Blvd – Wallace – Osborn – Bissell – Union (past the Memorial Union & Knoll) – Lincoln Way – University – S. 16th – Buckeye. CyRide is requesting a second year of funding for this project through Iowa's Clean Air Attainment Program (ICAA) funding at 50 percent. ICAAP can potentially fund up to three years of funding for new transit projects.

Appendix A: FFY 2017 – 2020 TPMS Printouts

MPO-22 / AAMPO

2017 - 2020 Transportation Improvement Program

TPMS Sponsor Appr. Status	Project # Location Funding Program	Length FHWA# S.T.R		Pgm'd Amounts in 1000's				Total	STIP#
				FY17	FY18	FY19	FY20		
STBG - Surface Transportation Block Grant Program									
Story - 85									
19961 Ames Draft TIP Approved	STP-U-0155(S 3RD / S 4TH)--70-85 In the City of Ames, S 3RD ST / S 4TH ST: From Squaw Creek to South Duff Avenue Pavement Rehab	2.02 -- 0:0:0	Project Total Federal Aid Regional FA	2,422 1,292 1,292	0 0 0	0 0 0	0 0 0	2,422 1,292 1,292	--
16032 Ames Draft TIP Approved	STP-U-0155(690)--70-85 DOT Letting: 01/18/2017 GRAND AVE: S Grand Ave: 0.1 miles north of S. 16th Street to Squaw Creek Dr / S 5th St:S Grand Ave to S Duff Ave / S 16th & S Duff Ave Intersection Grade and Pave,Bridge New	0.652 MI -- --	Project Total Federal Aid Regional FA	0 0 0	17,450 4,300 4,300	0 0 0	0 0 0	17,450 4,300 4,300	--
PA NOTE: Total Project Cost \$17,450,000 through FY19/20									
35644 Ames Draft TIP Approved	STP-U-0155()--70-85 In the city of Ames, On 13th Street, from Union Pacific Railroad Tracks East 0.29 Miles to Harding Avenue Pavement Rehab	0.29 MI -- --	Project Total Federal Aid Regional FA	0 0 0	1,480 1,060 1,060	0 0 0	0 0 0	1,480 1,060 1,060	--
16103 MPO-22 / AAMPO Draft TIP Approved	RGPL-PA22(LRTP)--ST-85 Ames MPO Planning: STP Funds for Transportation Planning Trans Planning	0 MI -- --	Project Total Federal Aid Regional FA	0 0 0	0 0 0	500 400 400	0 0 0	500 400 400	--
35616 Ames Draft TIP Approved	STP-U-0155()--70-85 In the city of Ames, On North Dakota Avenue, from Ontario Street North 0.17 Miles to Union Pacific Railroad Tracks Pave	0 -- --	Project Total Federal Aid Regional FA	0 0 0	0 0 0	0 0 0	1,000 680 680	1,000 680 680	--
35617 MPO-22 / AAMPO Draft TIP Approved	RGTR-PA22()--ST-85 CyRide: Vehicle Purchase Transit Investments	0 -- --	Project Total Federal Aid Regional FA	0 0 0	0 0 0	0 0 0	529 225 225	529 225 225	--
NHPP - National Highway Performance Program									
Story - 85									
34019 DOT-D01-MPO22 Draft TIP Approved	IM--35()--13-85 I-35: US 30 TO CO RD E29 (NB) Pavement Rehab	4.4 MI -- --	Project Total Federal Aid Regional FA	0 0 0	3,609 3,249 0	0 0 0	0 0 0	3,609 3,249 0	--

TPMS Sponsor Appr. Status	Project # Location Funding Program	Length FHWA# S.T.R		Pgm'd Amounts in 1000's				Total	STIP#
				FY17	FY18	FY19	FY20		
TAP - Transportation Alternatives									
Story - 85									
21260 Ames	STP-E-0155(SE16TH)--8V-85 In the City of Ames, Skunk River Trail: From SE 16th Street to East Lincoln Way	1.033 MI --	Project Total Federal Aid	835 240	0 0	0 0	0 0	835 240	
Draft TIP Approved	Ped/Bike Structures, Ped/Bike Miscellaneous	--	Regional FA	240	0	0	0	240	--
1948 Ames	STP-E-0155(S DUFF)--8V-85 In the City of Ames, S DUFF AVE: From Squaw Creek to South 5th Street	0.16 MI --	Project Total Federal Aid	100 70	0 0	0 0	0 0	100 70	
Draft TIP Approved	Ped/Bike Grade & Pave	0:0:0	Regional FA	70	0	0	0	70	--
14980 Ames	STP-E-0155(684)--8V-85 DOT Letting: 10/18/2016 In the city of Ames, Skunk River Trail, From Bloomington Road to Ada Hayden Park	0.5 MI --	Project Total Federal Aid	474 250	0 0	0 0	0 0	474 250	
Draft TIP Approved	Ped/Bike Grade & Pave	--	Regional FA	250	0	0	0	250	--
15628 Story CCB	STP-E-C085(100)--8V-85 Local Letting: 12/21/2021 Gilbert to Ames Trail: Trail connection from Gilbert, Iowa to Ames, Iowa	2.997 MI --	Project Total Federal Aid	983 62	0 0	0 0	0 0	983 62	
Draft TIP Approved	Ped/Bike ROW	--	Regional FA	62	0	0	0	62	--
DOT NOTE: Project funded using CIRTPA TAP funds									
14983 Ames	STP-E-0155(SE16th)--70-85 In the City of Ames, Skunk River Trail: From SE 16th Street to East Lincoln Way	1 MI --	Project Total Federal Aid	0 0	521 160	0 0	0 0	521 160	
Draft TIP Approved	Ped/Bike Grade & Pave	--	Regional FA	0	160	0	0	160	--
17025 Ames	STP-E-0155()--8V-85 In the city of Ames, Skunk River Trail: River Valley Park to Bloomington Road	0.75 MI --	Project Total Federal Aid	0 0	0 0	0 0	448 140	448 140	
Draft TIP Approved	Ped/Bike Grade & Pave	--	Regional FA	0	0	0	140	140	--
CMAQ - Congestion Mitigation Air Quality									
Story - 85									
34245 MPO-22 / AAMPO	STP-A-PA22()--86-85 #2 Green / #6 Brown / #3 Blue Service Expansion & Bus Expansion	0 --	Project Total Federal Aid	204 163	0 0	0 0	0 0	204 163	
Draft TIP Approved	Transit Investments	--	Regional FA	0	0	0	0	0	--
34580 MPO-22 / AAMPO	STP-A-PA22()--86-85 #9 Plum Weekday Route Expansion & Bus Expansion	0 --	Project Total Federal Aid	732 586	0 0	0 0	0 0	732 586	
Draft TIP Approved	Transit Investments	--	Regional FA	0	0	0	0	0	--
34581 MPO-22 / AAMPO	STP-A-PA22()--86-85 Ames Traffic Network Master Plan	0 --	Project Total Federal Aid	100 80	0 0	0 0	0 0	100 80	
Draft TIP Approved	Planning Study	--	Regional FA	0	0	0	0	0	--

TPMS Sponsor Appr. Status	Project # Location Funding Program	Length FHWA# S.T.R		Pgm'd Amounts in 1000's				Total	STIP#
				FY17	FY18	FY19	FY20		
PL - Metropolitan Planning									
Region Wide - 00									
34214	RGPL-PA22(RTP)--PL-00	0	Project Total	113	113	113	113	452	
MPO-22 / AAMPO	VARIOUS	--	Federal Aid	90	90	90	90	360	
Draft TIP Approved	Trans Planning	--	Regional FA	0	0	0	0	0	--

FY 2017 - 2020 Transportation Improvement Program


Project Location Map

Legend

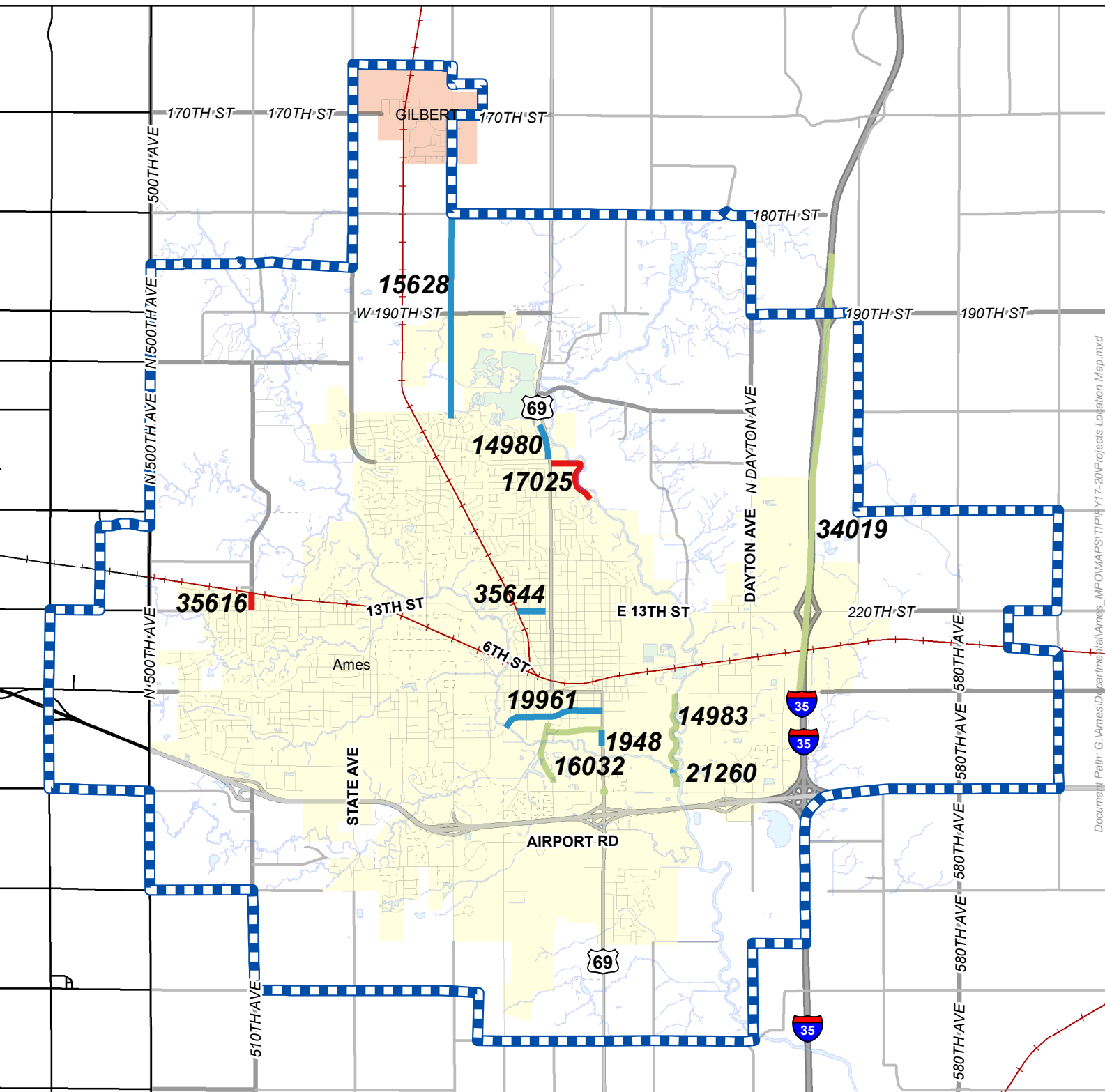
- City of Ames
- City of Gilbert
- Ames Area MPO Boundary

Program Year

- 2017
- 2018
- 2019
- 2020



Document Path: G:\Ames\Departments\Ames_MPO\MAPS\TIP\FY17-20\Projects_Location_Map.mxd



MPO-22 / AAMPO (55 Projects)

Fund	Sponsor	Transit # Expense Class Project Type	Desc / Add Ons / Addnl Info		FY17	FY18	FY19	FY20
STA, 5307	Ames	914 Operations Misc	General Operations	Total	10,440,442	10,935,193	11,372,601	11,744,096
				FA	2,100,000	2,184,000	2,271,360	2,362,214
				SA	792,586	824,289	857,261	891,551
5310	Ames	919 Operations Misc	Contracted Paratransit Service	Total	276,449	285,295	296,707	288,475
				FA	221,159	230,005	239,206	230,780
				SA				
5310	Ames	920 Capital Replacement	Associated Transit Improvements	Total	50,000	50,000	50,000	50,000
				FA	40,000	40,000	40,000	40,000
				SA				
5339	Ames	945 Capital Expansion	Building Security System	Total	30,000	200,000		
				FA	24,000	160,000		
				SA				
PTIG	Ames	953 Capital Replacement	Re-roof Maintenance facility	Total	400,000			
				FA				
				SA	320,000			
5339	Ames	1905 Capital Replacement	Heavy Duty Bus (40-42 ft.) Diesel, UFRC, VSS, Low Floor, BioDiesel Unit #: 00717	Total	470,000			
				FA	399,500			
				SA				
5339	Ames	2434 Capital Replacement	Heavy Duty Bus (40-42 ft.) VSS, Low Floor, BioDiesel Unit #: 07117	Total	470,000			
				FA	399,500			
				SA				
5339	Ames	2437 Capital Replacement	Heavy Duty Bus (40-42 ft.) Diesel, UFRC, VSS, Low Floor, BioDiesel Unit #: 00146	Total	470,000			
				FA	399,500			
				SA				
5339	Ames	2448 Capital Replacement	Light Duty Bus (176" wb) Diesel, UFRC, VSS, Low Floor, BioDiesel Unit #: 00334	Total	110,000			
				FA	93,500			
				SA				
5339	Ames	2449 Capital Replacement	Light Duty Bus (176" wb) Diesel, UFRC, VSS, Low Floor, BioDiesel Unit #: 00335	Total	110,000			
				FA	93,500			
				SA				
5339	Ames	2450 Capital Replacement	Light Duty Bus (176" wb) Diesel, UFRC, VSS, Low Floor, BioDiesel Unit #: 00336	Total	110,000			
				FA	93,500			
				SA				
5339	Ames	2451 Capital Replacement	Light Duty Bus (176" wb) Diesel, UFRC, VSS, Low Floor, BioDiesel Unit #: 00333	Total	110,000			
				FA	93,500			
				SA				
5339	Ames	2452 Capital Replacement	Light Duty Bus (158" wb) Diesel, UFRC, VSS, BioDiesel Unit #: 00337	Total	105,000			
				FA	89,250			
				SA				
5339	Ames	2453 Capital Replacement	Light Duty Bus (158" wb) Diesel, UFRC, VSS, BioDiesel Unit #: 00338	Total	105,000			
				FA	89,250			
				SA				
5339	Ames	2834 Capital Replacement	Heavy Duty Bus (40-42 ft.) Diesel, UFRC, VSS, Low Floor, BioDiesel Unit #: 00713	Total	470,000			
				FA	399,500			
				SA				

MPO-22 / AAMPO (55 Projects)

Fund	Sponsor	Transit # Expense Class Project Type	Desc / Add Ons / Addnl Info		FY17	FY18	FY19	FY20
5339	Ames	2835 Capital Replacement	Heavy Duty Bus (40-42 ft.) Diesel, UFRC, VSS, Low Floor, BioDiesel Unit #: 00715	Total	470,000			
				FA	399,500			
				SA				
5339	Ames	3315 Capital Replacement	Heavy Duty Bus (40-42 ft.) Diesel, UFRC, VSS, Low Floor, BioDiesel Unit #: 00712	Total	470,000			
				FA	399,500			
				SA				
5309	Ames	3317 Capital Rehabilitation	Maintenance Pits	Total	250,000			
				FA	200,000			
				SA				
5339	Ames	3651 Capital Replacement	Heavy Duty Bus (40-42 ft.) Diesel, UFRC, VSS, Low Floor, BioDiesel Unit #: 00711	Total	470,000			
				FA	399,500			
				SA				
ICAAP	Ames	3662 Operations Expansion	Blue Route Sunday	Total	9,828			
				FA	7,862			
				SA				
ICAAP	Ames	3663 Operations Expansion	Brown/Green Weekday	Total	188,345			
				FA	150,676			
				SA				
ICAAP	Ames	3664 Operations Expansion	9 Plum Route Weekday	Total	288,004	266,276		
				FA	230,404	213,020		
				SA				
5339	Ames	2439 Capital Replacement	Heavy Duty Bus (40-42 ft.) Diesel, UFRC, VSS, Low Floor, BioDiesel Unit #: 00716	Total	470,000			
				FA	399,500			
				SA				
5339	Ames	2444 Capital Expansion	Heavy Duty Bus (40-42 ft.) Diesel, UFRC, VSS, Low Floor, BioDiesel	Total		488,800		
				FA		415,480		
				SA				
5339	Ames	2445 Capital Expansion	Heavy Duty Bus (40-42 ft.) VSS, Low Floor, BioDiesel	Total		488,800		
				FA		415,480		
				SA				
5339	Ames	2446 Capital Expansion	Heavy Duty Bus (40-42 ft.) Diesel, UFRC, VSS, Low Floor, BioDiesel	Total		488,800		
				FA		415,480		
				SA				
5339	Ames	2447 Capital Expansion	Heavy Duty Bus (40-42 ft.) Diesel, UFRC, VSS, Low Floor, BioDiesel	Total		488,800		
				FA		415,480		
				SA				
5339	Ames	2841 Capital Replacement	Heavy Duty Bus (40-42 ft.) Diesel, UFRC, VSS, Low Floor, BioDiesel Unit #: 00958	Total		488,800		
				FA		415,480		
				SA				
PTIG, 5309, 5339	Ames	3314 Capital Expansion	Maintenance Facility Expansion	Total		8,175,000	2,986,200	
				FA		4,300,000	853,200	
				SA		800,000		
5339	Ames	4119 Capital Replacement	In-Ground Hoist Replacement Unit #: 007	Total		250,000		
				FA		200,000		
				SA				

MPO-22 / AAMPO (55 Projects)

Fund	Sponsor	Transit # Expense Class Project Type	Desc / Add Ons / Addnl Info		FY17	FY18	FY19	FY20
PTIG	Ames	3668 Capital Replacement	Bus Wash	Total		250,000		
				FA				
				SA				
5339	Ames	2438 Capital Replacement	Heavy Duty Bus (40-42 ft.) Diesel, UFRC, VSS, Low Floor, BioDiesel Unit #: 00147	Total		488,800		
				FA		415,480		
				SA				
5339	Ames	1900 Capital Replacement	Heavy Duty Bus (40-42 ft.) Diesel, UFRC, VSS, Low Floor, BioDiesel Unit #: 00953	Total		488,800		
				FA		415,480		
				SA				
5339	Ames	2435 Capital Replacement	Heavy Duty Bus (40-42 ft.) Diesel, UFRC, VSS, Low Floor, BioDiesel Unit #: 00954	Total		488,800		
				FA		415,480		
				SA				
5339	Ames	2436 Capital Replacement	Heavy Duty Bus (40-42 ft.) Diesel, UFRC, VSS, Low Floor, BioDiesel Unit #: 00956	Total		488,800		
				FA		415,480		
				SA				
5339	Ames	1891 Capital Replacement	Heavy Duty Bus (40-42 ft.) Diesel, UFRC, VSS, Low Floor, BioDiesel Unit #: 00145	Total		488,800		
				FA		415,480		
				SA				
5339	Ames	1894 Capital Replacement	Heavy Duty Bus (40-42 ft.) Diesel, UFRC, VSS, Low Floor, BioDiesel Unit #: 00144	Total		488,800		
				FA		415,480		
				SA				
5339	Ames	1898 Capital Replacement	Heavy Duty Bus (40-42 ft.) Diesel, UFRC, VSS, Low Floor, BioDiesel Unit #: 00714	Total		488,800		
				FA		415,480		
				SA				
5339	Ames	1899 Capital Replacement	Heavy Duty Bus (40-42 ft.) Diesel, UFRC, VSS, Low Floor, BioDiesel Unit #: 00948	Total			508,352	
				FA			432,099	
				SA				
5339	Ames	1895 Capital Replacement	Heavy Duty Bus (40-42 ft.) Diesel, UFRC, VSS, Low Floor, BioDiesel Unit #: 00955	Total			508,352	
				FA			432,099	
				SA				
5339	Ames	1901 Capital Replacement	Heavy Duty Bus (40-42 ft.) Diesel, UFRC, VSS, Low Floor, BioDiesel Unit #: 00957	Total			508,352	
				FA			432,099	
				SA				
5339	Ames	2836 Capital Replacement	Heavy Duty Bus (40-42 ft.) Diesel, UFRC, VSS, Low Floor, BioDiesel Unit #: 00785	Total			508,352	
				FA			432,099	
				SA				
5339	Ames	2837 Capital Replacement	Heavy Duty Bus (40-42 ft.) Diesel, UFRC, VSS, Low Floor, BioDiesel Unit #: 00778	Total			508,352	
				FA			432,099	
				SA				
5339	Ames	2838 Capital Replacement	Heavy Duty Bus (40-42 ft.) Diesel, UFRC, VSS, Low Floor, BioDiesel Unit #: 00762	Total			508,352	
				FA			432,099	
				SA				
5339	Ames	2839 Capital Replacement	Heavy Duty Bus (40-42 ft.) Diesel, UFRC, VSS, Low Floor, BioDiesel Unit #: 00779	Total			508,352	
				FA			432,099	
				SA				

MPO-22 / AAMPO (55 Projects)

Fund	Sponsor	Transit # Expense Class Project Type	Desc / Add Ons / Addnl Info		FY17	FY18	FY19	FY20
5339	Ames	2840 Capital Replacement	Heavy Duty Bus (40-42 ft.) Diesel, UFRC, VSS, Low Floor, BioDiesel Unit #: 00763	Total			508,352	
				FA			432,099	
				SA				
5339	Ames	4042 Capital Replacement	Heavy Duty Bus (40-42 ft.) Diesel, UFRC, VSS, Low Floor, BioDiesel Unit #: 00793	Total				528,686
				FA				449,383
				SA				
5339	Ames	4043 Capital Replacement	Heavy Duty Bus (40-42 ft.) Diesel, UFRC, VSS, Low Floor, BioDiesel Unit #: 00700	Total				528,686
				FA				449,383
				SA				
5339	Ames	4044 Capital Replacement	Heavy Duty Bus (40-42 ft.) Diesel, UFRC, VSS, Low Floor, BioDiesel Unit #: 00792	Total				528,686
				FA				449,383
				SA				
5339	Ames	4045 Capital Replacement	Heavy Duty Bus (40-42 ft.) Diesel, UFRC, VSS, Low Floor, BioDiesel Unit #: 07118	Total				528,686
				FA				449,383
				SA				
5339	Ames	4046 Capital Replacement	Heavy Duty Bus (40-42 ft.) Diesel, UFRC, VSS, Low Floor, BioDiesel Unit #: 07119	Total				528,686
				FA				449,383
				SA				
5339	Ames	4047 Capital Replacement	Heavy Duty Bus (40-42 ft.) Diesel, UFRC, VSS, Low Floor, BioDiesel Unit #: 07120	Total				528,686
				FA				449,383
				SA				
5339	Ames	4048 Capital Replacement	Heavy Duty Bus (40-42 ft.) Diesel, UFRC, VSS, Low Floor, BioDiesel Unit #: 00974	Total				528,686
				FA				449,383
				SA				
5339	Ames	4049 Capital Replacement	Heavy Duty Bus (40-42 ft.) Diesel, UFRC, VSS, Low Floor, BioDiesel Unit #: 7121	Total				528,686
				FA				449,383
				SA				
5339	Ames	957 Capital Rehabilitation	Resurface ISC Commuter Parking	Total				1,000,000
				FA				720,000
				SA				


Appendix B: Ames Area MPO Self Certification

**AMES AREA METROPOLITAN PLANNING ORGANIZATION
ANNUAL SELF-CERTIFICATION**

In accordance with 23 CFR 450.334, the STATE DEPARTMENT OF TRANSPORTATION and the Ames Area Metropolitan Planning Organization for the Ames, Iowa urbanized area(s) hereby certify that the transportation planning process is addressing the major issues in the metropolitan planning area and is being conducted in accordance with all applicable requirements of:

- (1) 23 U.S.C. 134, 49 U.S.C. Section 5303, and 23 CFR Part 450;
- (2) In nonattainment and maintenance areas, Sections 174 and 176(c) and (d) of the Clean Air Act as amended (42 U.S.C. 7504, 7506(c) and (d) and 40 CFR 93);
- (3) Title VI of the Civil Rights Act of 1964, as amended (42 U.S.C. 2000d-1) and 49 CFR part 21;
- (4) 49 U.S.C. 5332, prohibiting discrimination on the basis of race, color, creed, national origin, sex or age in employment or business opportunity;
- (5) Section 1101(b) of the Safe, Accountable, Flexible, Efficient Transportation Equity Act: A Legacy for Users (Pub. L. 109-59) regarding the involvement of Disadvantaged Business Enterprises in FHWA and FTA funded planning;
- (6) 23 CFR part 230, regarding the implementation of an equal employment opportunity program on Federal and Federal-aid highway construction contracts;
- (7) The provisions of the Americans with Disabilities Act of 1990 (Pub. L. 101-336, 104 Stat. 327, as amended) and USDOT implementing regulation;
- (8) Older Americans Act, as amended (42 U.S.C. 6101);
- (9) 23 U.S.C. 324, regarding prohibition of discrimination based on gender; and
- (10) Section 504 of the Rehabilitation Act of 1973 and 49 CFR Part 27, regarding discrimination against individuals with disabilities.

For AAMPO:


Ann Campbell, Chair
Transportation Policy Committee

3-22-16
Date

Appendix C: Resolution