

**AMES AREA METROPOLITAN PLANNING ORGANIZATION (AAMPO)  
TRANSPORTATION POLICY COMMITTEE ACTION FORM**

**SUBJECT: AMENDMENT TO FY 2014 TRANSPORTATION IMPROVEMENT PLAN**

**BACKGROUND:**

On August 13, 2013, the Policy Committee approved consideration of amendments to the FY 2014 - 2017 Transportation Improvement Program (FY 14 TIP). The amendments added three projects to the FY 14 TIP that were programmed in the Central Iowa Regional Transportation Planning Agency's FY 14 TIP when they should have been included in the AAMPO's FY 14 TIP. Due to the recent changes to the AAMPO's Metropolitan Planning Area (MPA) boundary, the project sponsors were unaware these projects are now within the AAMPO's MPA boundary and should have been programmed as such. The three projects are as follows:

- **TPMS # 21264 North Dakota Avenue over Onion Creek Bridge Replacement** - Project Sponsored by **Story County Secondary Roads Department**. (FY14)
- **TPMS # 22016 I-35: U.S. 30 Interchange in Ames New Bridge Construction, Grading, ROW** - Project Sponsored by **Iowa Department of Transportation District 1**. This is a complete reconstruction of the Interstate 35 and US Highway 30 interchange. (FY 15/17)
- **TPMS # 15628 Gilbert to Ames Trail: Trail connection from Gilbert, IA to Ames, IA** - Project Sponsored by **Story County Conservation Board**. This project will consist of a combination of trail and bike lanes along Grant Avenue between the Ames City Limits (190<sup>th</sup> Street) and the Gilbert City Limits (Prairie View Drive). (FY 14)

Requirements to amend the TIP include an opportunity for public review and comment, as well as approval by the Policy Committee. A public comment period was open from August 13 to September 10, 2013. In addition, a public meeting was held on August 22 to provide an opportunity for the public to review and discuss the amendment with AAMPO staff. **No comments were received from the public regarding the amendment.** The amended FY 14 TIP document is attached with the proposed projects included.

**ALTERNATIVES:**

1. Approve the amendment to the FY 2014 TIP to include the three projects listed above.

2. Approve the amendment to the FY 2014 TIP to include the three projects listed above with Policy Committee modifications.

**ADMINISTRATOR'S RECOMMENDATION:**

These projects should appropriately be included in AAMPO's 2014 Transportation Improvement Plan.

Therefore, it is recommended by the Administrator that the Transportation Policy Committee adopt Alternative No. 1, thereby approving the amendment to the FY 2014 TIP to include the three projects listed above.



# **TRANSPORTATION IMPROVEMENT PROGRAM**

**FY 2014 – 2017**

**FINAL**  
**September 10, 2013**

"The preparation of this report has been financed in part through grant[s] from the Federal Highway Administration and Federal Transit Administration, U.S. Department of Transportation, under the State Planning and Research Program, Section 505 [or Metropolitan Planning Program, Section 104(f)] of Title 23, U.S. Code. The contents of this report do not necessarily reflect the official views or policy of the U.S. Department of Transportation.

[This Page Left Blank]

# Table of Contents

Federal Highway Administration Section .....	2
Project Selection .....	2
FY 2013 Project Status Report .....	3
Fiscal Constraint .....	4
Financial Constraint Summary Tables .....	4
Network Operations and Maintenance .....	5
Public Participation Process .....	5
Title VI Compliance .....	5
Self Certification .....	5
Revising the TIP .....	5
Administrative Modifications .....	6
Amendments .....	6
Federal Transit Administration Section .....	6
FY 2014 TIP FTA Project Justification .....	6
Appendix A: FY 2014 – 17 TIP TPMS Printouts .....	8
Appendix B: FY 2014 – 17 TIP Roadway Project Information .....	15
Appendix C: AAMPO Self Certification .....	18
Appendix D: Transportation Policy Committee Meeting Minutes .....	20

## ***Federal Highway Administration Section***

### **Project Selection**

The Ames Area Metropolitan Planning Organization (AAMPO) uses an informal project selection criteria system as a means of prioritizing submitted projects. All projects submitted to the AAMPO for inclusion in the Transportation Improvement Program (TIP) are reviewed by staff and the Transportation Technical Committee (TTC) and Transportation Policy Committee (TPC). Projects are programmed in the TIP by approval of the TPC based on the recommendation of the TTC and staff.

Projects are prioritized based on public input, need and financial availability. Factors identified in the Long Range Transportation Plan (LRTP) will be used as tools to help determine those projects selected and their respective priority. In addition to the LRTP tools, highway capacity improvement projects are selected using Level of Service criteria; rehabilitation and reconstruction projects are selected based upon pavement condition index and field review. A STP application form shall be submitted along with all STP projects to be considered to receive federal-aid funding. This form can be requested from the AAMPO staff or downloaded from the AAMPO website.

Transportation Alternative projects consist mainly of open space trails that have been developed during the public involvement process for the Long Range Transportation Plan (LRTP) update; new trail segments are identified and ranked by the users and the Parks and Recreation Commission. Trail segments shown in the plan are sized proportionately based upon estimated construction costs. A TAP application form shall be submitted along with all TAP projects to be considered to receive federal-aid funding. This form can be requested from the AAMPO staff or downloaded from the AAMPO website.

Bridge projects consist of necessary repairs recommended by the biennial Iowa Department of Transportation (IDOT) bridge inspections. The IDOT requires these inspections for bridges within the local jurisdictions of the AAMPO. A Candidate List is created by the IDOT Office of Systems Planning based on priority points ranking. Local agencies and the AAMPO work with the IDOT on programming necessary bridge projects based on priority and available funding.

All highway, transportation alternative, and bridge projects are also available for public review and comment through the City of Ames Capital Improvement Plan (CIP) process. This involves public presentations and a formal public hearing before the Ames City Council.

The Transit Board selects operating projects for CyRide as identified in the approved Passenger Transportation Plan (PTP), which serves as a needs assessment for all regional human and health service agencies. The Transit Board also approves matching funds for capital projects based upon identified route expansions.

All projects are consistent with the approved 2035 Long Range Transportation Plan adopted on Oct. 12, 2010.

*AAMPO FY 2014 – 17 Transportation Improvement Program*

**FY 2013 Project Status Report**

<b>TPMS #</b>	<b>Project Number</b>	<b>Location</b>	<b>Type of Work</b>	<b>Status</b>	<b>Total Project Cost</b>	<b>Total Federal Aid</b>	<b>Sponsor</b>
9590	RGPL-PA22(PMS)--ST-85	VARIOUS: PAVEMENT MANAGEMENT	Miscellaneous	FHWA Approved / Remove from Programming	\$ 6,000	\$ 5,000	AAMPO
9589	RGPL-PA22(UDS)--ST-85	VARIOUS: STATEWIDE URBAN DESIGN STANDARDS	Miscellaneous	FHWA Approved / Remove from Programming	\$ 5,000	\$ 4,000	AAMPO
18655	STP-U-0155(STATE)--70-85	State Avenue (Oakwood Road to US HW 30)	Pavement Rehab	FHWA Approved / June 18, 2013 Letting	\$ 1,500,000	\$ 1,062,000	City of Ames
21261	STP-U-0155(SHELDON)--70-85	Sheldon Avenue: Lincoln Way to Hyland Avenue	Pavement Rehab	FHWA Approved / Rolling Over Funding	\$ 1,480,000	\$ 1,060,000	City of Ames
19248	STP-U-0155()-70-85	24th St. (UPRR to Northwestern Ave.) and Bloomington Rd. (Eisenhower Ave. to west 500 ft.)	Pavement Rehab	FHWA Approved / Rolling Over Funding	\$ 1,955,000	\$ 1,062,000	City of Ames
21262	STP-U-0155(Meadow)--70-85	Meadowlane Avenue (Carr Drive to E 20th St) / E 20th Street (Duff Ave to Meadowlane Ave)	Pavement Rehab	FHWA Approved / Remove from Programming	\$ 1,530,000	\$ 1,060,000	City of Ames
14982	STP-E-0155(LW)--8V-85	Skunk River Trail: East Lincoln Way to S. River Valley Park	Ped/Bike Grade & Pave	FHWA Approved / Rolling Over Funding	\$ 860,000	\$ 160,000	City of Ames
21260	STP-E-0155(SE 16TH)--8V-85	Skunk River Trail: SE 16th Street to East Lincoln Way	Ped/Bike Structures, Misc.	FHWA Approved / Rolling Over Funding	\$ 860,000	\$ 160,000	City of Ames
16103	RGPL-PA22()-PL-85	Ames MPO Planning: PL Funds for Transportation Planning	Trans Planning	FHWA Approved / Rolling Over Funding	\$ 400,000	\$ 320,000	AAMPO
22052	BRFN()-39-85	US 30: US 69 in Ames (EB)	Bridge Deck Overlay	FHWA Approved / Rolling Over Funding	\$ 477,000	\$ -	DOT District 1
16032	ILL-0155(Grand3)--93-85	Grand Avenue: South 16th Street to Squaw Creek Drive; S.16th/S.Duff Intersection	Grade and Pave, Bridge New	FHWA Approved / STP funding applied to project	\$ 12,650,000	\$ -	City of Ames
18659	ILL-0155()-93-85	North Dakota Avenue: Toronto Street to 215th Street	Bridge New	FHWA Approved / Remove from Programming	\$ 6,600,000	\$ -	City of Ames

## Fiscal Constraint

The AAMPO FY 2014 programming targets are \$1,530,877 for STP, \$86,363 for TAP, and \$65,772 for TAP Flex. The project costs shown in the TIP are in year of expenditure dollars. This is accomplished by developing an estimate of costs in the current bidding environment and then applying an inflation factor of 4% per year. The Ames City Council has programmed these projects in the City of Ames 2013-2018 CIP for the local funding allocation. These funds are generated from the City's annual Road Use Tax Fund (RUTF) distribution, Local Option Sales Tax, and General Obligation (GO) Bonds. The transit program does not have targets, and thus the requests involve significant costs in the anticipation of maximizing the amounts received.

## Financial Constraint Summary Tables

Table 1 Summary of Costs and Federal Aid								
Federal Aid Program	2014		2015		2016		2017	
	Total Cost	Federal Aid	Total Cost	Federal Aid	Total Cost	Federal Aid	Total Cost	Federal Aid
Surface Transportation Program (STP)	\$1,880,000	\$1,380,000	\$1,867,000	\$1,292,000	\$6,780,000	\$1,760,000	\$8,367,000	\$2,592,000
Transportation Alternatives Program (TAP)	\$2,214,000	\$672,000	\$100,000	\$70,000	\$835,000	\$160,000	\$521,000	\$160,000
Demonstration Funds (DEMO)	\$423,000	\$96,567	\$0	\$0	\$0	\$0	\$0	\$0
STP - Bridge Program (STP-HBP)	\$350,000	\$280,000	\$0	\$0	\$0	\$0	\$0	\$0
National Highway Performance Program (NHPP)	\$0	\$0	\$100,000	\$0	\$0	\$0	\$9,500,000	\$8,550,000
Primary Road Funds (PRF)	\$0	\$0	\$456,000	\$0	\$0	\$0	\$0	\$0

Table 2 STP Fiscal Constraint Table				
	2014	2015	2016	2017
Unobligated Balance (Carryover)	\$2,927,354	\$3,144,003	\$3,457,003	\$3,302,003
Region STP Target	\$1,530,877	\$1,538,000	\$1,538,000	\$1,538,000
Region TAP Flex Target	\$65,772	\$67,000	\$67,000	\$67,000
<b>Subtotal</b>	<b>\$4,524,003</b>	<b>\$4,749,003</b>	<b>\$5,062,003</b>	<b>\$4,907,003</b>
Transfer to TAP (STP and Flex)	\$0	\$0	\$0	\$0
Programmed STP Funds	\$1,380,000	\$1,292,000	\$1,760,000	\$2,592,000
<b>Balance</b>	<b>\$3,144,003</b>	<b>\$3,457,003</b>	<b>\$3,302,003</b>	<b>\$2,315,003</b>

Table 3 TAP Fiscal Constraint Table				
	2014	2015	2016	2017
Unobligated Balance (Carryover)	\$707,047	\$183,410	\$201,410	\$129,410
Region TAP Target	\$86,363	\$88,000	\$88,000	\$88,000
STP and Flex Transfer Credit	\$0	\$0	\$0	\$0
<b>Subtotal</b>	<b>\$793,410</b>	<b>\$271,410</b>	<b>\$289,410</b>	<b>\$217,410</b>
Programmed TAP Funds	\$610,000	\$70,000	\$160,000	\$160,000
<b>Balance</b>	<b>\$183,410</b>	<b>\$201,410</b>	<b>\$129,410</b>	<b>\$57,410</b>

Table 4 Forecasted Operations and Maintenance (O&M) Costs on the Federal-Aid System Table						
Source: 2012 City Street Finance Report						
	2012	2013	2014	2015	2016	2017
City of Ames Total Operations	\$295,696	\$307,524	\$319,825	\$332,618	\$345,922	\$359,759
City of Ames Total Maintenance	\$1,110,430	\$1,154,847	\$1,201,041	\$1,249,083	\$1,299,046	\$1,351,008
City of Gilbert Total Operations	\$1,023	\$1,064	\$1,106	\$1,151	\$1,197	\$1,245
City of Gilbert Total Maintenance	\$11,990	\$12,470	\$12,968	\$13,487	\$14,027	\$14,588
<b>Total O&amp;M</b>	<b>\$1,419,139</b>	<b>\$1,475,905</b>	<b>\$1,534,941</b>	<b>\$1,596,338</b>	<b>\$1,660,192</b>	<b>\$1,726,600</b>

Table 5 Forecasted Non-Federal Aid Revenue Table						
Source: 2012 City Street Finance Report						
	2012	2013	2014	2015	2016	2017
City of Ames Total RUTF Receipts	\$5,592,895	\$5,816,611	\$6,049,275	\$6,291,246	\$6,542,896	\$6,804,612
City of Ames Total Other Road Monies Receipts	\$4,779,729	\$4,970,918	\$5,169,755	\$5,376,545	\$5,591,607	\$5,815,271
City of Ames Total Receipts Service Debt	\$13,659,563	\$14,205,946	\$14,774,183	\$15,365,151	\$15,979,757	\$16,618,947
City of Gilbert Total RUTF Receipts	\$102,629	\$106,734	\$111,004	\$115,444	\$120,061	\$124,864
City of Gilbert Total Other Road Monies Receipts	\$3,003	\$3,123	\$3,248	\$3,378	\$3,513	\$3,654
City of Gilbert Total Receipts Service Debt	\$0	\$0	\$0	\$0	\$0	\$0
<b>Total Non-Federal Aid Road Fund Receipts</b>	<b>\$24,137,819</b>	<b>\$25,103,332</b>	<b>\$26,107,465</b>	<b>\$27,151,764</b>	<b>\$28,237,834</b>	<b>\$29,367,348</b>



## **Network Operations and Maintenance**

The capital investment and other measures necessary to preserve the existing transportation system, as well as operations, maintenance, modernization, and rehabilitation of existing and future transportation facilities are annually reviewed and programmed. Preservation, operating, and maintenance costs are included as a priority for funding. Maintenance and rehabilitation projects are also included in the AAMPO LRTP. In addition to STP funding, the City of Ames utilizes RUTF, Local Option Sales Tax, and General Obligation funding for system preservation projects. A program is also included in the City of Ames 2013-2018 CIP to address shared use path maintenance. The LRTP and Land Use Policy Plan (LUPP) both use an intersection efficiency standard of Level of Service (LOS) C.

## **Public Participation Process**

A notice advising the public about the draft TIP and Transportation Planning Work Program (TPWP) reviewed by the AAMPO Technical Committee will be mailed to 43 neighborhood organization chairpersons, representatives of the Ames Main Street District, Campustown Action Association, NAACP, Friends of Central Iowa Biking, International Student Council at Iowa State University (ISU), League of Women Voters, and others in accordance with our approved Public Participation Plan (PPP). In addition, as previously noted, projects are available for public review and comment through the City of Ames CIP process. A public input session was held on May 2<sup>nd</sup>, 2013 to discuss the TIP and receive comments. No comments were received.

## **Title VI Compliance**

The Ames Area MPO adheres to the City of Ames's Title VI of the Civil Rights Act of 1964 Compliance Plan. The AAMPO carries out its transportation planning processes without regard to race, color, or national origin. The Compliance Plan provides information on the Ames Area MPO Title VI compliance policies, complaint procedures, and a form to initiate the complaint process for use by members of the public. For more information or to file a complaint or concern, please contact the AAMPO Administrator at the City of Ames Public Works Administration Office at 515-239-5160.

## **Self Certification**

The AAMPO Policy Committee certified that transportation planning activities in the Ames metropolitan area are being carried out in accordance with governing Federal regulations, policies and procedures. This certification was at the meeting on March 26, 2013 (a copy of the document is attached in Appendix C).

## **Revising the TIP**

Often after development and subsequent adoption of the TIP, changes may need to be made to the list of programmed projects. Examples of changes might be adding or deleting projects, moving a project between years in the TIP, adjusting project cost, or changing the vehicle numbers of transit vehicles.

A major requirement of a project receiving Federal transportation funds is for the project to be included in the TIP and Statewide Transportation Improvement Program (STIP). Once a project has received Federal Authorization for construction it does not need to be included in the TIP. This is one of two major reasons for adding or deleting a project from the TIP. The other major reason for adding a project is the awarding of a grant or earmark for a project, which can happen throughout the year.

Changes to the TIP are classified as either “administrative modifications” or “amendments”.

### **Administrative Modifications**

Administrative Modifications are minor changes involving the following:

- **Project Cost** – changes that do not increase federal-aid by more than 30% or do not increase total federal-aid by more than \$2 million from the original amount.
- **Schedule Changes** – changes in schedules to projects included in the first four years of the TIP
- **Funding Source** – changes to funding from one source to another
- **Scope Changes** – all changes to the project’s scope

### **Amendments**

Amendments are major changes involving the following:

- **Project Cost** – changes that increase federal-aid by more than 30% or increase total federal-aid by more than \$2 million from the original amount.
- **Schedule Changes** – projects added or deleted from the TIP.
- **Funding Source** – projects receiving additional federal funding sources.
- **Fiscal Constraint** – changes that result in the TIP no longer being fiscally constrained.
- **Scope Changes** – changing the project termini, the amount of through traffic lanes, type of work from an overlay to reconstruction, or a change to include widening of the roadway.

Administrative modifications and amendments are subject to different AAMPO Policy Committee and public review procedures. Administrative modifications are processed internally and are shared with the Policy Committee and the public as informational items. Amendments are presented to the Policy Committee and a public comment period is opened, which lasts until the next Policy Committee meeting (the Policy Committee meets on an as needed basis, giving a 3-4 week public comment period). Public comments are shared at this meeting with the Policy Committee and action is taken to approve the amendment.

## ***Federal Transit Administration Section***

### **FY 2014 TIP FTA Project Justification**

The following transit projects identified within the draft FY2014-2017 TIP were included within the 2014 Passenger Transportation Plan (PTP) Update, meeting the requirements to have all federal and state transit funding within an approved PTP prior to TIP approval. The following narrative describes the projects within the initial year of the plan.

**General Operations:** This funding supports the day-to-day transit operations of the Ames Transit Authority from Ames’ urbanized area federal apportionment, Transit Intensive Cities, and State Transit Assistance funding.

**Contracted Paratransit (Dial-A-Ride) Service:** According to federal regulations, public transit agencies providing fixed-route transit service in their community must also provide door-to-door transportation service within a ¼ mile area of that fixed-route service. Therefore, CyRide purchases transportation service for its Dial-A-Ride operations in order to meet this ADA requirement. This requirement has been expanded to the entire city limits of Ames.

**Associated Transit Improvements:** CyRide developed a Bus Stop Plan that recommended an implementation plan for bus stop amenities along CyRide's fixed-route system. From the prioritization of recommended stop improvements, concrete pads will be added for easier boarding/alighting during inclement weather as well as replacing bus shelters with lighted bus shelters to improve the accessibility for patrons and CyRide's image throughout the Ames community. In February 2013, CyRide launched NEXTbus allowing passengers to obtain real-time information of the next buses coming to a particular bus stop. The information can be obtained on CyRide's website, by texting or calling or via LED digital signs at the bus stop. CyRide envisions additional LED digital signage signs next to high ridership stops throughout the Ames community.

**Heavy Duty Bus Replacement:** Eight buses have exceeded FTA guidelines for useful life. Bus numbers are 00147, 00716, 00715, 00711, 00712, 00713, 00717 and 00743. These units will be replaced with 40' heavy-duty buses, equipped with cameras. These replacement vehicles will be ADA accessible.

***Appendix A: FY 2014 – 17 TIP TPMS Printouts***

# MPO-22 / AAMPO

## 2014 - 2017 Transportation Improvement Program

TPMS Sponsor Appr. Status	Project # Location Funding Program	Length FHWA# S:T:R		Pgm'd Amounts in 1000's				PA: CO: SEQ
				FY14	FY15	FY16	FY17	STIP#
STP - Surface Transportation Program								
Story - 85								
21261 Ames	STP-U-0155(681)--70-85 DOT Letting: 01/22/2014 SHELDON AVENUE: From Lincoln Way to Hyland Avenue	0.4 MI --	Project Total Federal Aid	1,480 1,060	0 0	0 0	0 0	0 : 85 : 193
DP Approved	Pavement Rehab	--	Regional FA	1,060	0	0	0	--
16032 Ames	STP-U-0155(Grand3)--70-85 GRAND AVE: S Grand Ave: 0.1 miles north of S. 16th Street to Squaw Creek Dr / S 5th St:S Grand Ave to S Duff Ave / S 16th & S Duff Ave Intersection	1.21 MI --	Project Total Federal Aid	396 96	0 0	4,650 700	6,500 1,300	22 : 85 : 143
DP Approved	Grade and Pave,Bridge New	0:0:0	Regional FA	0	0	700	1,300	--
PA NOTE: DEMO ID IA115								
16103 MPO-22 / AAMPO	RGPL-PA22(RTP)--ST-85 Ames MPO Planning: STP Funds for Transportation Planning	0 MI --	Project Total Federal Aid	400 320	0 0	0 0	0 0	22 : 85 : 145
DP Approved	Trans Planning	--	Regional FA	320	0	0	0	--
19248 Ames	STP-U-0155(--70-85 24TH ST AND BLOOMINGTON RD: 24th St. (UPRR tracks to Northwestern Ave.) and Bloomington Rd. (Eisenhower Ave. to west 500 ft.)	0.54 MI --	Project Total Federal Aid	0 0	1,867 1,292	0 0	0 0	0 : 85 : 162
DP Approved	Pavement Rehab	0:0:0	Regional FA	0	1,292	0	0	--
17023 Ames	STP-U-0155(ELW)--70-85 E LINCOLN WAY: From South Duff Avenue to and including South Skunk River Bridge	1.11 MI --	Project Total Federal Aid	0 0	0 0	2,130 1,060	0 0	22 : 85 : 147
DP Approved	Pavement Rehab,Bridge Rehabilitation	0:0:0	Regional FA	0	0	1,060	0	--
19961 Ames	STP-U-0155(S 3RD / S 4TH)--70-85 S 3RD ST / S 4TH ST: From Squaw Creek to South Duff Avenue	2.02 --	Project Total Federal Aid	0 0	0 0	0 0	1,867 1,292	0 : 85 : 0
DP Approved	Pavement Rehab	0:0:0	Regional FA	0	0	0	1,292	--
STP-HBP - Surface Transportation Program - Bridge Program								
Story - 85								
21264 Story CRD	BROS-C085(116)--5F-85 DOT Letting: 02/18/2014 North Dakota Ave: Over Onion Creek	0.1 MI 315670	Project Total Federal Aid	350 280	0 0	0 0	0 0	0 : 85 : 190
DP Approved	Bridge Replacement	32:84:24	Regional FA	0	0	0	0	--
NHPP - National Highway Performance Program								
Story - 85								
22016 DOT-D01-MPO22	IM-035(--13-85 I-35: US 30 INTERCHANGE IN AMES	0 --	Project Total Federal Aid	0 0	100 0	0 0	9,500 8,550	11 : 85 : 183
DP Approved	Bridge New,Grading,Right of Way	--	Regional FA	0	0	0	0	--

TPMS Sponsor Appr. Status	Project # Location Funding Program	Length FHWA# S:T:R		Pgm'd Amounts in 1000's				PA: CO: SEQ
				FY14	FY15	FY16	FY17	STIP#
TAP - Transportation Alternatives								
Story - 85								
14980 Ames	STP-E-0155(ADA)--8V-85 Skunk River Trail: From Bloomington Road to Ada Hayden Park	0.5 MI --	Project Total Federal Aid	441 250	0 0	0 0	0 0	22 : 85 : 125
DP Approved	Ped/Bike Grade & Pave	--	Regional FA	250	0	0	0	--
14982 Ames	STP-E-0155(682)--8V-85 Local Letting: 02/18/2014 Skunk River Trail: From East Lincoln Way to S. River Valley Park	0.94 MI --	Project Total Federal Aid	790 360	0 0	0 0	0 0	22 : 85 : 127
DP Approved	Ped/Bike Grade & Pave	--	Regional FA	360	0	0	0	--
15628 Story CCB	STP-E-C085(100)--8V-85 Local Letting: 12/21/2021 Gilbert to Ames Trail: Trail connection from Gilbert, Iowa to Ames, Iowa	2.5 MI --	Project Total Federal Aid	983 62	0 0	0 0	0 0	11 : 85 : 141
DP Approved	Ped/Bike ROW	--	Regional FA	62	0	0	0	--
PA NOTE: STP = \$61,579								
DOT NOTE: Project funded using CIRTPA TAP funds								
1948 Ames	STP-E-0155(S DUFF)--8V-85 S DUFF AVE: From Squaw Creek to South 5th Street	0.16 MI --	Project Total Federal Aid	0 0	100 70	0 0	0 0	22 : 85 : 0
DP Approved	Ped/Bike Grade & Pave	0:0:0	Regional FA	0	70	0	0	--
21260 Ames	STP-E-0155(SE16TH)--8V-85 Skunk River Trail: From SE 16th Street to East Lincoln Way	1 MI --	Project Total Federal Aid	0 0	0 0	835 160	0 0	0 : 85 : 192
DP Approved	Ped/Bike Structures,Ped/Bike Miscellaneous	--	Regional FA	0	0	160	0	--
14983 Ames	STP-E-0155(SE16th)--70-85 Skunk River Trail: From SE 16th Street to East Lincoln Way	1 MI --	Project Total Federal Aid	0 0	0 0	0 0	521 160	22 : 85 : 128
DP Approved	Ped/Bike Grade & Pave	--	Regional FA	0	0	0	160	--
PRF - Primary Road Funds								
Story - 85								
22052 DOT-D01-MPO22	BRFN-030()-39-85 US30: US 69/BIKE PATH IN AMES (EB)	0 MI 48710	Project Total Federal Aid	0 0	456 0	0 0	0 0	22 : 85 : 179
DP Approved	Bridge Deck Overlay	--	Regional FA	0	0	0	0	--

# MPO-22 / AAMPO (59 Projects)

Fund	Sponsor	Transit # Expense Class Project Type	Desc / Add Ons / Addnl Info		FY14	FY15	FY16	FY17
STA, 5307	CyRide	914 Operations Misc	General Operations	<b>Total</b>	8,285,462	8,534,026	8,790,047	9,053,748
				<b>FA</b>	2,000,000	2,060,000	2,121,800	2,185,454
				<b>SA</b>	586,171	603,756	621,869	640,525
STA	CyRide	915 Planning Misc	I-35 Ames - Des Moines Corridor Planning	<b>Total</b>		100,000		
				<b>FA</b>				
				<b>SA</b>		80,000		
5310	CyRide	919 Operations Misc	Contracted Paratransit Service	<b>Total</b>	228,580	237,724	247,232	257,121
				<b>FA</b>	182,864	190,179	197,786	205,697
				<b>SA</b>				
5310	CyRide	920 Capital Replacement	Associated Transit Improvements	<b>Total</b>	50,000	50,000	50,000	50,000
				<b>FA</b>	40,000	40,000	40,000	40,000
				<b>SA</b>				
5339	CyRide	945 Capital Expansion	Facility cameras/Proximity Card Access - 20 cameras/10 cards	<b>Total</b>		56,660		
				<b>FA</b>		45,328		
				<b>SA</b>				
5339	CyRide	946 Capital Rehabilitation	Electric distribution rehabilitation	<b>Total</b>		30,000		
				<b>FA</b>		24,000		
				<b>SA</b>				
5339	CyRide	951 Capital Expansion	Automatic passenger counters	<b>Total</b>		500,000		
				<b>FA</b>		400,000		
				<b>SA</b>				
5339	CyRide	953 Capital Replacement	Re-roof Maintenance facility	<b>Total</b>		500,000		
				<b>FA</b>		400,000		
				<b>SA</b>				
5339	CyRide	954 Capital Expansion	Maintenance Facility Expansion	<b>Total</b>		760,000	760,000	
				<b>FA</b>		608,000	608,000	
				<b>SA</b>				
5339	CyRide	957 Capital Rehabilitation	Resurface ISC Commuter Parking	<b>Total</b>			1,000,000	
				<b>FA</b>			720,000	
				<b>SA</b>				
5339	CyRide	1891 Capital Replacement	Heavy Duty Bus (40-42 ft.) VSS, Low Floor, BioDiesel Unit #: 00970	<b>Total</b>			449,821	
				<b>FA</b>			382,348	
				<b>SA</b>				
5339	CyRide	1894 Capital Replacement	Heavy Duty Bus (40-42 ft.) VSS, Low Floor, BioDiesel Unit #: 00972	<b>Total</b>			449,821	
				<b>FA</b>			382,348	
				<b>SA</b>				
5339	CyRide	1895 Capital Replacement	Heavy Duty Bus (40-42 ft.) VSS, Low Floor, BioDiesel Unit #: 00973	<b>Total</b>				463,315
				<b>FA</b>				393,818
				<b>SA</b>				
5339	CyRide	1898 Capital Replacement	Heavy Duty Bus (40-42 ft.) VSS, Low Floor, BioDiesel Unit #: 00974	<b>Total</b>			449,821	
				<b>FA</b>			382,348	
				<b>SA</b>				
5339	CyRide	1899 Capital Replacement	Heavy Duty Bus (40-42 ft.) VSS, Low Floor, BioDiesel Unit #: 00975	<b>Total</b>				463,315
				<b>FA</b>				393,818
				<b>SA</b>				

# MPO-22 / AAMPO (59 Projects)

Fund	Sponsor	Transit # Expense Class Project Type	Desc / Add Ons / Addnl Info		FY14	FY15	FY16	FY17
5339	CyRide	1900 Capital Replacement	Heavy Duty Bus (40-42 ft.) VSS, Low Floor, BioDiesel Unit #: 00976	<b>Total</b> <b>FA</b> <b>SA</b>			449,821 382,348	
5339	CyRide	1901 Capital Replacement	Heavy Duty Bus (40-42 ft.) VSS, Low Floor, BioDiesel Unit #: 00977	<b>Total</b> <b>FA</b> <b>SA</b>			449,821 382,348	
5339	CyRide	1902 Capital Replacement	Heavy Duty Bus (40-42 ft.) VSS, Low Floor, BioDiesel Unit #: 00711	<b>Total</b> <b>FA</b> <b>SA</b>	424,000 360,400			
5339	CyRide	1903 Capital Replacement	Heavy Duty Bus (40-42 ft.) VSS, Low Floor, BioDiesel Unit #: 00712	<b>Total</b> <b>FA</b> <b>SA</b>	424,000 360,400			
5339	CyRide	1904 Capital Replacement	Heavy Duty Bus (40-42 ft.) VSS, Low Floor, BioDiesel Unit #: 00713	<b>Total</b> <b>FA</b> <b>SA</b>	424,000 360,400			
5339	CyRide	1905 Capital Replacement	Heavy Duty Bus (40-42 ft.) VSS, Low Floor, BioDiesel Unit #: 00714	<b>Total</b> <b>FA</b> <b>SA</b>		436,720 371,212		
5339	CyRide	1906 Capital Replacement	Heavy Duty Bus (40-42 ft.) VSS, Low Floor, BioDiesel Unit #: 00715	<b>Total</b> <b>FA</b> <b>SA</b>	424,000 360,400			
5339	CyRide	1908 Capital Replacement	Heavy Duty Bus (40-42 ft.) VSS, Low Floor, BioDiesel Unit #: 00147	<b>Total</b> <b>FA</b> <b>SA</b>	424,000 360,400			
5339	CyRide	1909 Capital Replacement	Heavy Duty Bus (40-42 ft.) VSS, Low Floor, BioDiesel Unit #: 00716	<b>Total</b> <b>FA</b> <b>SA</b>	424,000 360,400			
5339	CyRide	1910 Capital Replacement	Heavy Duty Bus (40-42 ft.) VSS, Low Floor, BioDiesel Unit #: 00742	<b>Total</b> <b>FA</b> <b>SA</b>		436,720 371,212		
5339	CyRide	1911 Capital Replacement	Heavy Duty Bus (40-42 ft.) VSS, Low Floor, BioDiesel Unit #: 00743	<b>Total</b> <b>FA</b> <b>SA</b>	424,000 360,400			
5339	CyRide	1912 Capital Replacement	Heavy Duty Bus (40-42 ft.) VSS, Low Floor, BioDiesel Unit #: 00717	<b>Total</b> <b>FA</b> <b>SA</b>	424,000 360,400			
ICAAP	CyRide	1913 Capital Expansion	Nextbus Signage/bus stop signage	<b>Total</b> <b>FA</b> <b>SA</b>		100,000 80,000		
5339	CyRide	2434 Capital Replacement	Heavy Duty Bus (40-42 ft.) VSS, Low Floor, BioDiesel Unit #: 00953	<b>Total</b> <b>FA</b> <b>SA</b>		436,720 371,212		
5339	CyRide	2435 Capital Replacement	Heavy Duty Bus (40-42 ft.) VSS, Low Floor, BioDiesel Unit #: 954	<b>Total</b> <b>FA</b> <b>SA</b>		436,720 371,212		



# MPO-22 / AAMPO (59 Projects)

Fund	Sponsor	Transit # Expense Class Project Type	Desc / Add Ons / Addnl Info		FY14	FY15	FY16	FY17
5339	CyRide	2436 Capital Replacement	Heavy Duty Bus (40-42 ft.) VSS, Low Floor, BioDiesel Unit #: 00955	<b>Total</b> <b>FA</b> <b>SA</b>			449,821 382,348	
5339	CyRide	2437 Capital Replacement	Heavy Duty Bus (40-42 ft.) VSS, Low Floor, BioDiesel Unit #: 00956	<b>Total</b> <b>FA</b> <b>SA</b>		436,720 371,212		
5339	CyRide	2438 Capital Replacement	Heavy Duty Bus (40-42 ft.) VSS, Low Floor, BioDiesel Unit #: 00957	<b>Total</b> <b>FA</b> <b>SA</b>			449,821 382,348	
5339	CyRide	2439 Capital Replacement	Heavy Duty Bus (40-42 ft.) VSS, Low Floor, BioDiesel Unit #: 00958	<b>Total</b> <b>FA</b> <b>SA</b>		436,720 371,212		
5339	CyRide	2440 Capital Expansion	Heavy Duty Articulated Bus VSS, Low Floor, BioDiesel	<b>Total</b> <b>FA</b> <b>SA</b>		726,150 617,228		
5339	CyRide	2442 Capital Expansion	Heavy Duty Articulated Bus VSS, Low Floor, BioDiesel	<b>Total</b> <b>FA</b> <b>SA</b>		726,150 617,228		
5339	CyRide	2443 Capital Expansion	Heavy Duty Articulated Bus VSS, Low Floor, BioDiesel	<b>Total</b> <b>FA</b> <b>SA</b>		726,150 617,228		
5339	CyRide	2444 Capital Expansion	Heavy Duty Bus (40-42 ft.) VSS, Low Floor, BioDiesel	<b>Total</b> <b>FA</b> <b>SA</b>		436,720 371,212		
5339	CyRide	2445 Capital Expansion	Heavy Duty Bus (40-42 ft.) VSS, Low Floor, BioDiesel	<b>Total</b> <b>FA</b> <b>SA</b>		436,720 371,212		
5339	CyRide	2446 Capital Expansion	Heavy Duty Bus (40-42 ft.) VSS, Low Floor, BioDiesel	<b>Total</b> <b>FA</b> <b>SA</b>		436,720 371,212		
5339	CyRide	2447 Capital Expansion	Heavy Duty Bus (40-42 ft.) VSS, Low Floor, BioDiesel	<b>Total</b> <b>FA</b> <b>SA</b>		436,720 371,212		
5339	CyRide	2448 Capital Replacement	Light Duty Bus (176" wb) Diesel, UFRC, VSS, Low Floor, BioDiesel Unit #: 00334	<b>Total</b> <b>FA</b> <b>SA</b>		104,031 88,426		
5339	CyRide	2449 Capital Replacement	Light Duty Bus (176" wb) Diesel, UFRC, VSS, Low Floor, BioDiesel Unit #: 00335	<b>Total</b> <b>FA</b> <b>SA</b>		104,031 88,426		
5339	CyRide	2450 Capital Replacement	Light Duty Bus (176" wb) Diesel, UFRC, VSS, Low Floor, BioDiesel Unit #: 00336	<b>Total</b> <b>FA</b> <b>SA</b>		104,031 88,426		
5339	CyRide	2451 Capital Replacement	Light Duty Bus (176" wb) Diesel, UFRC, VSS, Low Floor, BioDiesel Unit #: 00333	<b>Total</b> <b>FA</b> <b>SA</b>		104,031 88,426		

# MPO-22 / AAMPO (59 Projects)

Fund	Sponsor	Transit # Expense Class Project Type	Desc / Add Ons / Addnl Info		FY14	FY15	FY16	FY17
5339	CyRide	2452 Capital Replacement	Light Duty Bus (158" wb) Diesel, UFRC, VSS, Low Floor, BioDiesel Unit #: 00337	<b>Total</b> <b>FA</b> <b>SA</b>		98,880 84,048		
5339	CyRide	2453 Capital Replacement	Light Duty Bus (158" wb) Diesel, UFRC, VSS, Low Floor, BioDiesel Unit #: 00338	<b>Total</b> <b>FA</b> <b>SA</b>		98,880 84,048		
5339	CyRide	2454 Capital Replacement	Vehicle Surveillance Systems - 15 units	<b>Total</b> <b>FA</b> <b>SA</b>		120,000 96,000		
5339	CyRide	2833 Capital Expansion	Heavy Duty Articulated Bus VSS, Low Floor, BioDiesel	<b>Total</b> <b>FA</b> <b>SA</b>		726,150 617,228		
5339	CyRide	2834 Capital Replacement	Heavy Duty Bus (40-42 ft.) VSS, Low Floor, BioDiesel Unit #: 00740	<b>Total</b> <b>FA</b> <b>SA</b>		436,720 371,212		
5339	CyRide	2835 Capital Replacement	Heavy Duty Bus (40-42 ft.) VSS, Low Floor, BioDiesel Unit #: 00739	<b>Total</b> <b>FA</b> <b>SA</b>		436,720 371,212		
5339	CyRide	2836 Capital Replacement	Heavy Duty Bus (40-42 ft.) VSS, Low Floor, BioDiesel Unit #: 00971	<b>Total</b> <b>FA</b> <b>SA</b>			449,821 382,348	
5339	CyRide	2837 Capital Replacement	Heavy Duty Bus (40-42 ft.) VSS, Low Floor, BioDiesel Unit #: 00950	<b>Total</b> <b>FA</b> <b>SA</b>				463,315 393,818
5339	CyRide	2838 Capital Replacement	Heavy Duty Bus (40-42 ft.) VSS, Low Floor, BioDiesel Unit #: 00951	<b>Total</b> <b>FA</b> <b>SA</b>				463,315 393,818
5339	CyRide	2839 Capital Replacement	Heavy Duty Bus (40-42 ft.) VSS, Low Floor, BioDiesel Unit #: 00952	<b>Total</b> <b>FA</b> <b>SA</b>				463,315 393,818
5339	CyRide	2840 Capital Replacement	Heavy Duty Bus (40-42 ft.) VSS, Low Floor, BioDiesel Unit #: 00949	<b>Total</b> <b>FA</b> <b>SA</b>				463,315 393,818
5339	CyRide	2841 Capital Replacement	Heavy Duty Bus (40-42 ft.) VSS, Low Floor, BioDiesel Unit #: 00504	<b>Total</b> <b>FA</b> <b>SA</b>				463,315 393,818
5339	CyRide	2842 Capital Replacement	Heavy Duty Bus (40-42 ft.) VSS, Low Floor, BioDiesel Unit #: 00502	<b>Total</b> <b>FA</b> <b>SA</b>				463,315 393,818
5339	CyRide	2843 Capital Replacement	Light Duty Bus (176" wb) Diesel Unit #: 7640	<b>Total</b> <b>FA</b> <b>SA</b>	88,000 74,800			

***Appendix B: FY 2014 – 17 TIP Roadway Project Information***

## AAMPO FY 2014 – 17 Transportation Improvement Program

TPMS #	21261	19248	17023	16032	19961	14980	14982	1948	21260	14983	16103	22052	21264	22016	15628
Project Sponsor Government	City of Ames	City of Ames	City of Ames	City of Ames	City of Ames	City of Ames	City of Ames	City of Ames	City of Ames	City of Ames	Ames Area MPO	DOT - District 1	Story County	DOT - District 1	Story County
Federal Funding Source	Surface Transportation Program	Surface Transportation Program	Surface Transportation Program	Surface Transportation Program	Surface Transportation Program	Transportation Alternatives Program	Transportation Alternatives Program	Transportation Alternatives Program	Transportation Alternatives Program	Transportation Alternatives Program	Metropolitan Planning Funds	Primary Roads Funds	Surface Transportation Program - Bridge Program	National Highway Performance Program	Transportation Alternatives Program
Federal Fiscal Year	2014	2015	2016	2014, 2016-2017	2017	2014	2014	2015	2016	2017	2014	2015	2014	2015, 2017	2014
Route or Street Name	Sheldon Avenue	24 <sup>th</sup> Street and Bloomington Road	East Lincoln Way	Grand Avenue	South 3rd Street / South 4th Street	Skunk River Trail	Skunk River Trail	South Duff Avenue	Skunk River Trail	Skunk River Trail	Ames Area MPO Transportation Planning	US Highway 30	North Dakota Ave	Interstate 35	Gilbert to Ames Trail
Termini	Lincoln Way to Hyland Avenue	UPRR tracks to Northwestern Avenue and Eisenhower Avenue to west 500 feet	South Duff Avenue to and including South Skunk River Bridge	Grand Ave: 0.1 miles north of S. 16th St. to Squaw Creek Dr. / S. 5th St.; Grand Ave to S. Duff Ave / S 16th St and S. Duff Ave Intersection	Squaw Creek to South Duff Avenue	Bloomington Road to Ada Hayden Park	East Lincoln Way to South River Valley Park	Squaw Creek to South 5th Street	Southeast 16th Street to East Lincoln Way	Southeast 16th Street to East Lincoln Way	Long Range Transportation Plan Update	US 69/Bike Path in Ames (EB)	Over Orion Creek	US 30 Interchange in Ames	Trail connection from Gilbert, IA to Ames, IA
Bridge Number	-	-	-	New	-	-	-	-	-	-	-	48710	315670	-	-
Length in miles	0.40	0.54	1.11	1.21	2.02	0.5	0.94	0.2	1	1	-	-	0.1	-	2.5
Type of Work	Pavement Rehabilitation	Pavement Rehabilitation	Pavement Rehabilitation, Bridge Rehabilitation	Grade and Pave, New Bridge	Pavement Rehabilitation	Ped / Bike Grade & Pave	Ped / Bike Grade & Pave	Ped / Bike Grade & Pave	Ped/Bike Structures, Ped/Bike Miscellaneous	Ped / Bike Grade & Pave	Transportation Planning	Bridge Deck Overlay	Bridge Replacement	Bridge New, Grading, ROW	Ped/Bike ROW
Map Included	Yes	Yes	Yes	Yes	Yes	Yes	Yes	Yes	Yes	Yes	No	Yes	Yes	Yes	Yes
Total Estimated Cost	\$1,480,000	\$1,867,000	\$2,130,000	\$4,650,000	\$1,867,000	\$395,000	\$790,000	\$100,000	\$835,000	\$521,000	\$400,000	\$456,000	\$350,000	\$9,600,000	\$983,000
Federal Aid	\$1,060,000 STP	\$1,292,000 STP	\$1,060,000 STP	\$700,000 STP	\$1,292,000 STP	\$151,000 TAP	\$360,000 TAP	\$70,000 TAP	\$160,000 TAP	\$160,000 TAP	\$320,000 PL	\$0	\$280,000	\$8,550,000	\$62,000
Local Match	\$420,000 G.O. Bond	\$525,000 G.O. Bond	\$970,000 G.O. Bond	\$1,530,000 G.O. Bond	\$525,000 G.O. Bond	\$244,000 LOST	\$430,000 LOST	\$30,000 LOST	\$675,000 LOST	\$361,000 LOST	\$80,000 RUTF	\$0	\$70,000	\$1,050,000	\$921,000
	\$0	\$50,000 EUF	\$100,000 EUF	\$2,420,000 Other	\$50,000 EUF	\$0	\$0	\$0	\$0	\$0	\$0	\$0	\$0	\$0	\$0

### Funding Program Key

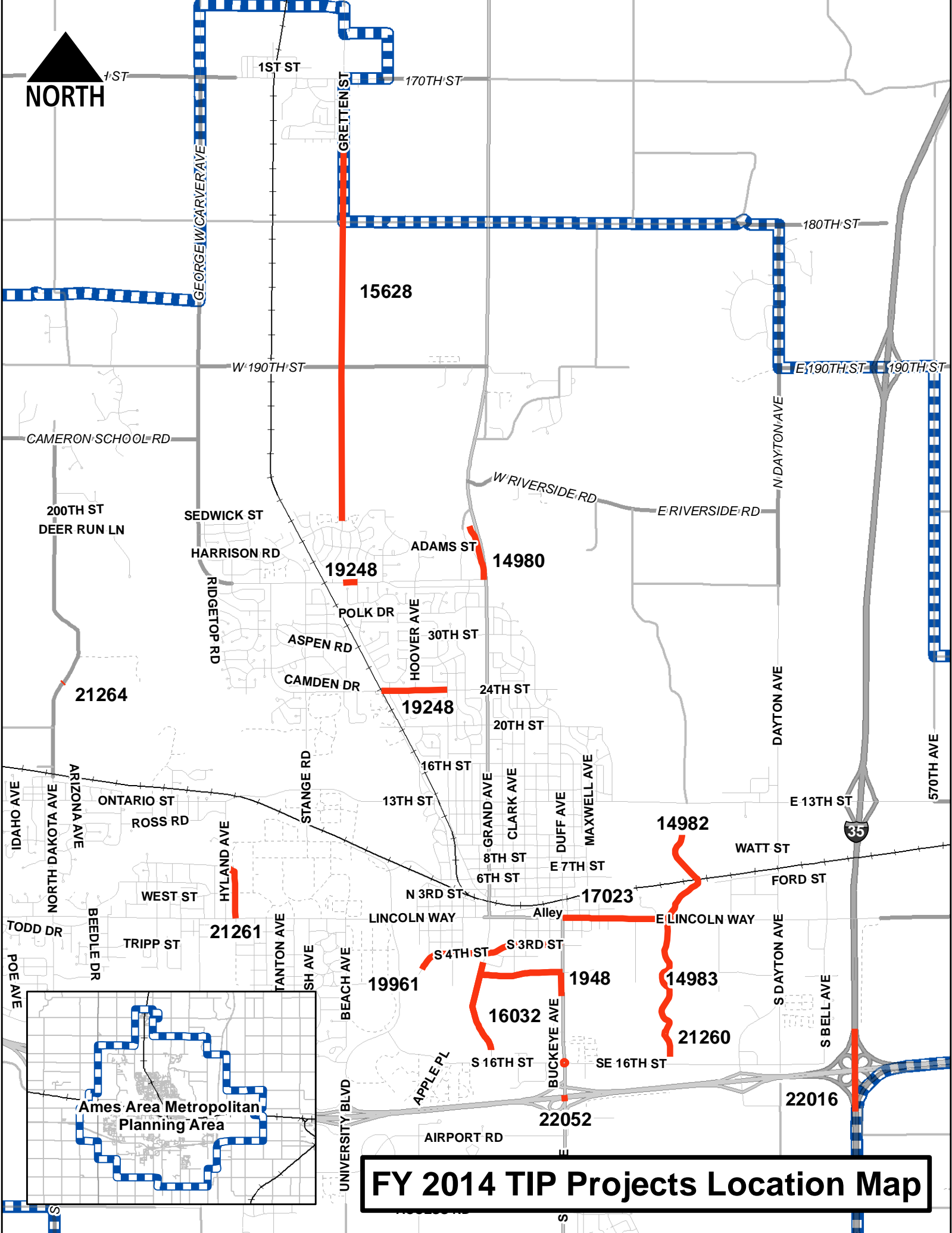
GO Bond General Obligation Bond

EUF Electric Utility Fund

STP Surface Transportation Program

LOST Local Option Sales Tax

RUTF Road Use Tax Fund



**FY 2014 TIP Projects Location Map**


***Appendix C: AAMPO Self Certification***

**AMES AREA METROPOLITAN PLANNING ORGANIZATION**  
**ANNUAL SELF-CERTIFICATION**

In accordance with 23 CFR 450.334, the STATE DEPARTMENT OF TRANSPORTATION and the Ames Area Metropolitan Planning Organization for the Ames, Iowa urbanized area(s) hereby certify that the transportation planning process is addressing the major issues in the metropolitan planning area and is being conducted in accordance with all applicable requirements of:

- (1) 23 U.S.C. 134, 49 U.S.C. Section 5303, and 23 CFR Part 450;
- (2) In nonattainment and maintenance areas, Sections 174 and 176(c) and (d) of the Clean Air Act as amended (42 U.S.C. 7504, 7506(c) and (d) and 40 CFR 93);
- (3) Title VI of the Civil Rights Act of 1964, as amended (42 U.S.C. 2000d-1) and 49 CFR part 21;
- (4) 49 U.S.C. 5332, prohibiting discrimination on the basis of race, color, creed, national origin, sex or age in employment or business opportunity;
- (5) Section 1101(b) of the Safe, Accountable, Flexible, Efficient Transportation Equity Act: A Legacy for Users (Pub. L. 109-59) regarding the involvement of Disadvantaged Business Enterprises in FHWA and FTA funded planning;
- (6) 23 CFR part 230, regarding the implementation of an equal employment opportunity program on Federal and Federal-aid highway construction contracts;
- (7) The provisions of the Americans with Disabilities Act of 1990 (Pub. L. 101-336, 104 Stat. 327, as amended) and USDOT implementing regulation;
- (8) Older Americans Act, as amended (42 U.S.C. 6101);
- (9) 23 U.S.C. 324, regarding prohibition of discrimination based on gender; and
- (10) Section 504 of the Rehabilitation Act of 1973 and 49 CFR Part 27, regarding discrimination against individuals with disabilities.

For AAMPO:

  
Ann Campbell, Chair  
Transportation Policy Committee

3-26-13  
Date

***Appendix D: Transportation Policy Committee Meeting  
Minutes***



**MINUTES OF THE MEETING OF THE AMES AREA  
METROPOLITAN PLANNING ORGANIZATION POLICY COMMITTEE  
COUNCIL CHAMBERS - CITY HALL**

AMES, IOWA

JULY 9, 2013

**MEETING OF THE AMES AREA METROPOLITAN  
PLANNING ORGANIZATION TRANSPORTATION POLICY COMMITTEE**

The Ames Area Metropolitan Planning Organization (AAMPO) Transportation Policy Committee met at 7:00 p.m. on the 9th day of July, 2013, in the City Council Chambers in City Hall, 515 Clark Avenue, pursuant to law with the following voting members present: Ann Campbell, Wayne Clinton, Jeremy Davis, Matthew Goodman, Jami Larson, Peter Orazem, Victoria Szopinski, and Tom Wacha. AAMPO Administrator John Joiner, City of Ames Transportation Engineer Damion Pregitzer, and Iowa State University representative Cathy Brown were also present. Voting Members Chet Hollingshead, Boone County Supervisor; Jonathan Popp, Gilbert City Council representative; and Dan Rediske, Transit Board representative were absent.

**FISCAL YEAR 2014-17 (FY 2014-17) TRANSPORTATION IMPROVEMENT PROGRAM (TIP):** Ms. Campbell opened the public hearing. No one wished to speak, and the hearing was closed.

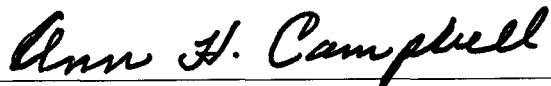
Moved by Davis, seconded by Clinton, to approve the proposed FY 2014-17 TIP.

Vote on Motion: 8-0. Motion declared carried unanimously.

**ADJOURNMENT:** Moved by Davis, seconded by Clinton, to adjourn the AAMPO Transportation Policy Committee meeting at 7:04 p.m.



Diane R. Voss, City Clerk



Ann H. Campbell, Mayor