

TOWN BUDGET MEETING

CITY OF AMES, IOWA

Fiscal Year

2013/2014

Finance Department

BUDGET CALENDAR

■ Late Summer

Resident Satisfaction Survey sent to 1,300 residents; results reviewed with City Council prior to start of budget process.

■ September

Departments prepare CIP project information and begin preparation of amended 2012/13 and proposed 2013/14 budgets.

■ October 2

Public “town budget meeting” – receive input for budget service levels and projects.



BUDGET CALENDAR

- November 27

City Council budget guideline meeting to review issues, priorities, and preferences in service levels.

- November and December

Staff drafts Capital Improvements Plan. Productive Review of Budget Entries (PROBE) conducted with departments.

- January 2013

City Manager holds budget reviews with departments; CIP workshop with City Council 1/15/13; public input 1/22/13.



BUDGET CALENDAR

- January and February

City Council reviews entire program budget with departments in five public meetings (February 1, 5, 6, 7, and 12).

- March

Final budget hearing and adoption (March 5).

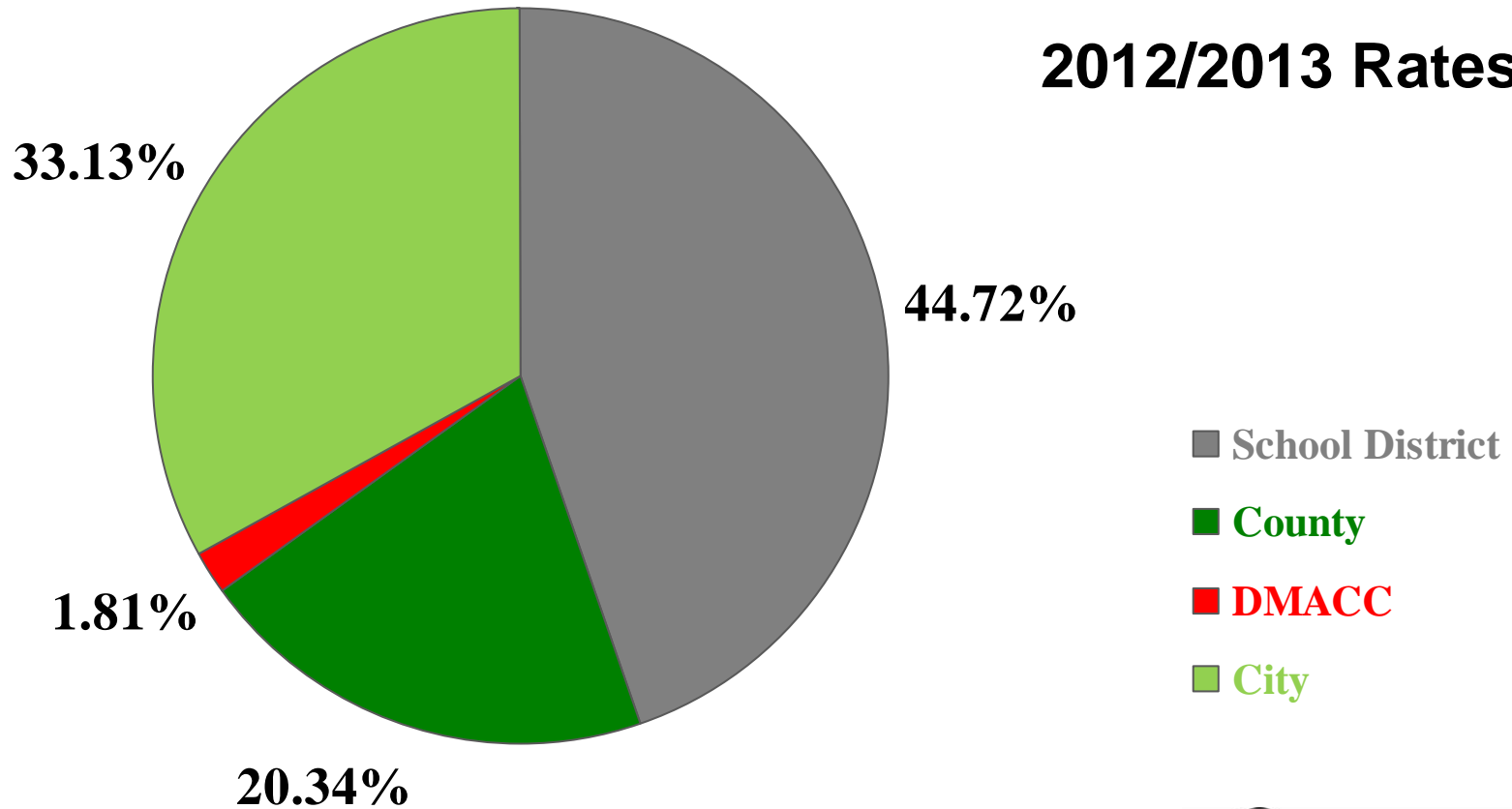
- May

Budget adjustments are made to reflect anticipated revenues and expenses for fiscal year ending June 30. Amendments submitted to State of Iowa.

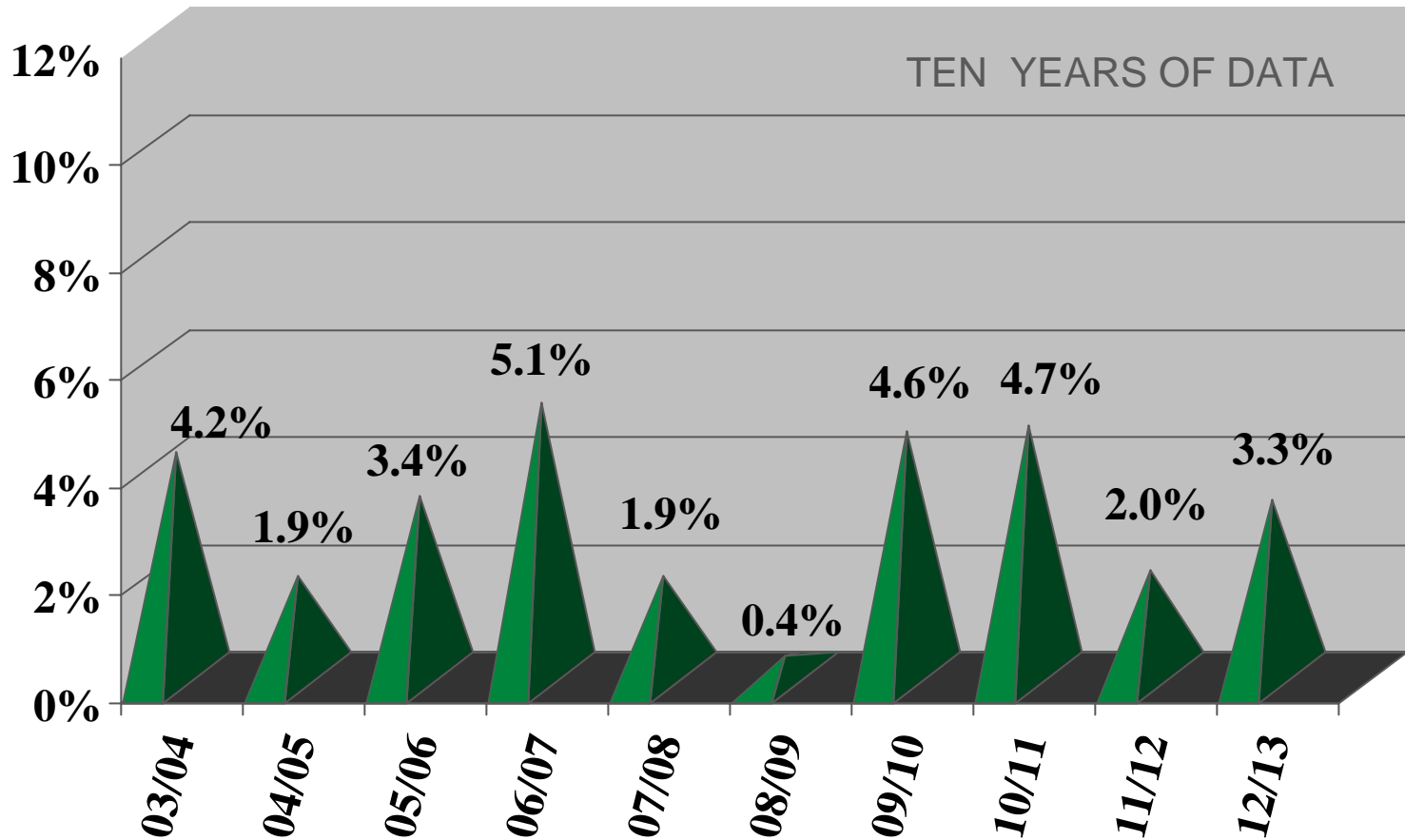


PROPERTY TAXES PAID

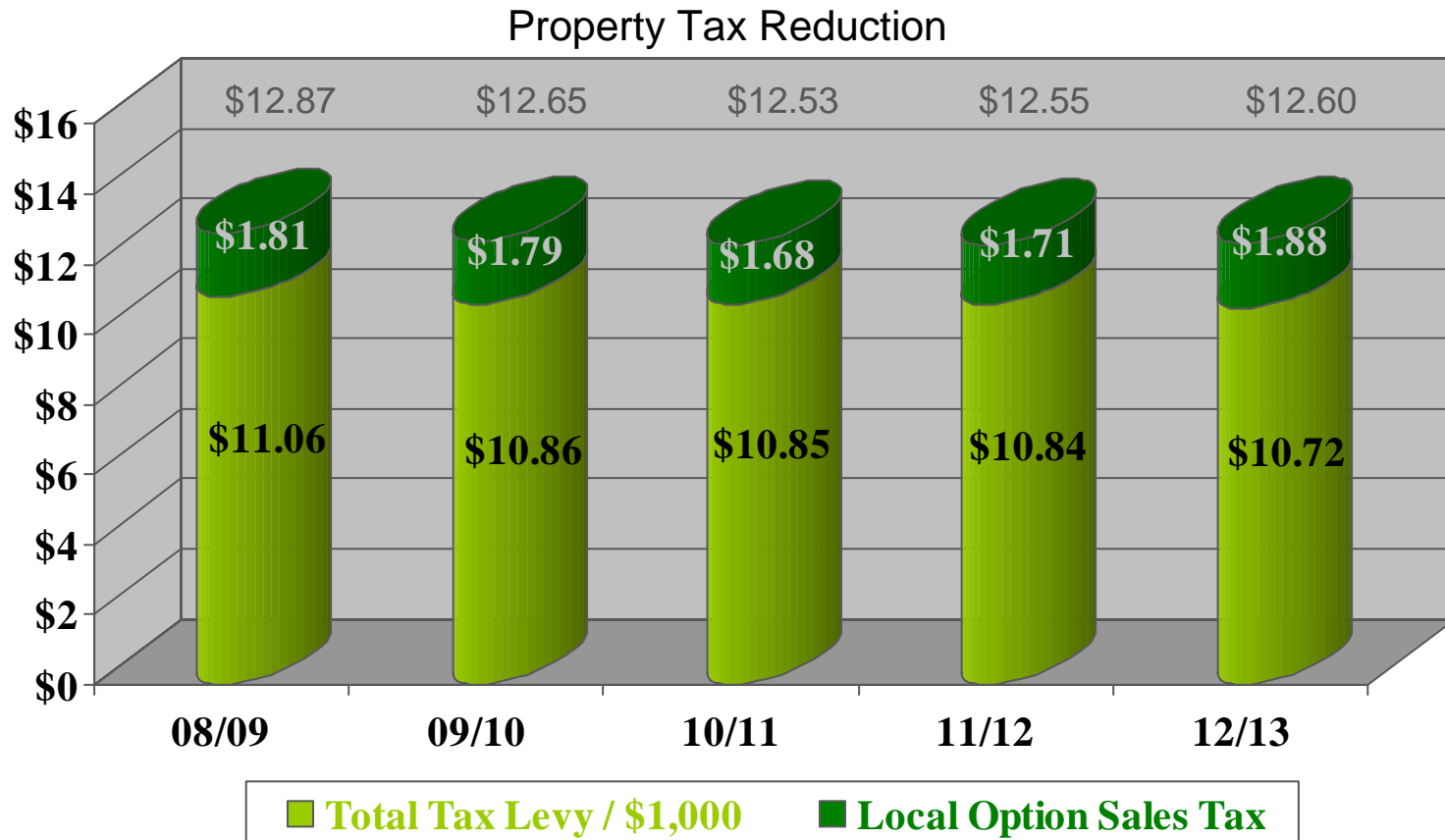
2012/2013 Rates



VALUATION PERCENTAGE INCREASE



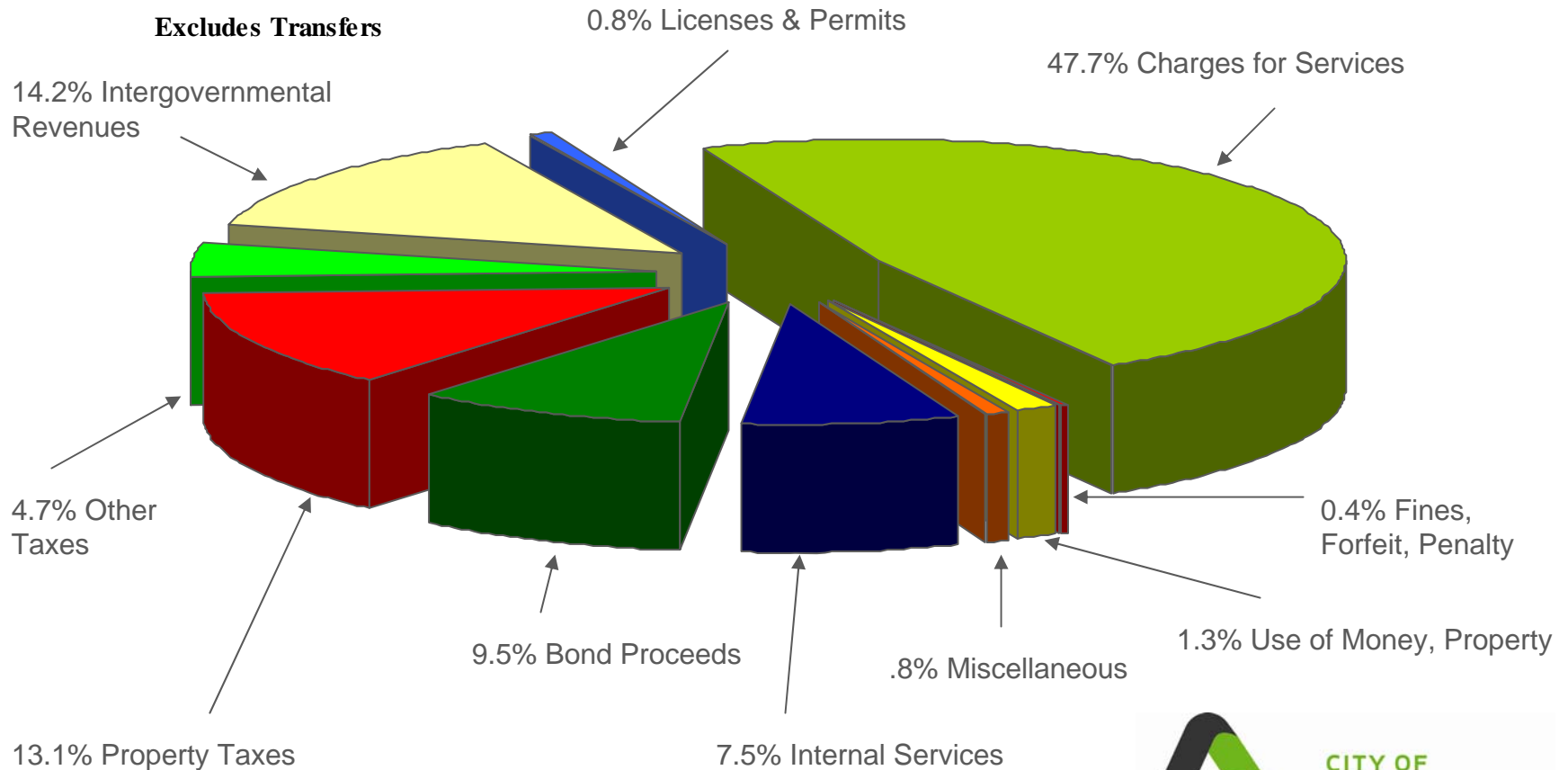
LOCAL OPTION SALES TAX



REVENUE SUMMARY

2012/2013 ADOPTED

Excludes Transfers



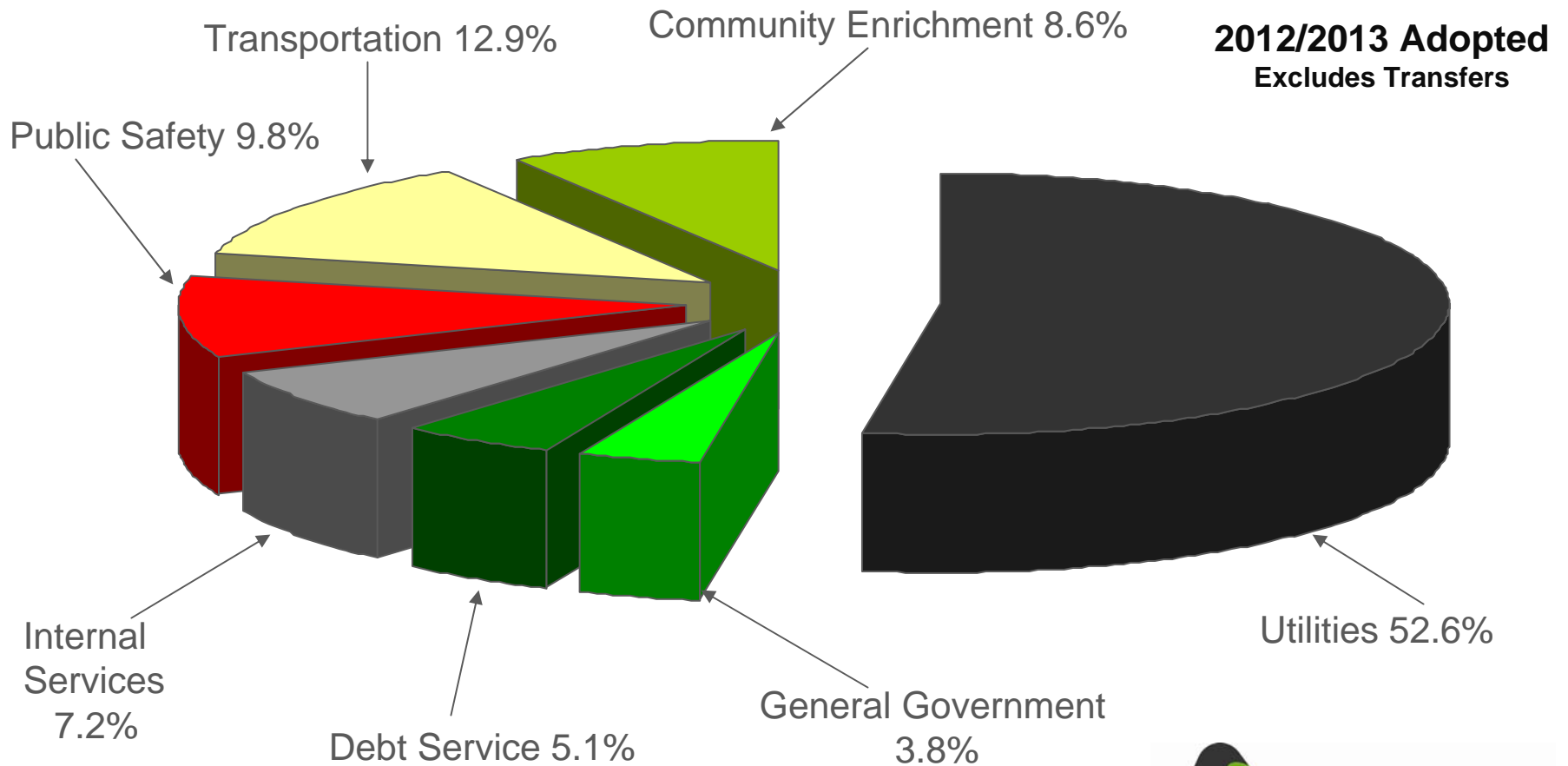
SUMMARY OF REVENUES

Property Taxes	\$	23,971,426
Other Taxes		8,571,022
Licenses and Permits		1,467,153
Intergovernmental Revenue		25,887,639
Charges for Services		87,050,264
Fine, Forfeit, and Penalty		753,900
Use of Money and Property		2,277,691
Proceeds From Bonds		17,365,500
Miscellaneous Revenue		1,530,531
Internal Services		13,776,951
Total Before Transfers	\$	182,652,077
Transfers		13,600,168
Grand Total Revenues	\$	196,252,245

12/13 ADOPTED



WHERE THE MONEY IS SPENT



SUMMARY OF EXPENSES

	12/13 ADOPTED
Public Safety	\$ 18,541,227
Utilities	100,040,597
Transportation	24,456,814
Community Enrichment	16,355,253
General Government	7,277,370
Debt Service	9,704,178
Internal Services	13,730,883
	<hr/>
Total Before Transfers	190,106,322
Transfers	14,671,598
	<hr/>
Grand Total Expenditures	\$ 204,777,920



2012/13 PROPERTY TAX LEVIES

<u>Levy Required</u>	<u>Rate Per \$1,000 Taxable Value</u>	<u>Amount</u>
General Fund Requirement	7.71052	\$ 17,270,382
Less Local Option Property Tax Reduction	(1.87634)	(4,202,703)
Net General Levy	5.83418	13,067,679
Trust and Agency Levy (Partial Police/Fire Benefits)	0.70627	1,581,937
Transit Levy	0.65737	1,472,409
Subtotal (total before Debt Service)	7.19782	16,122,025
Debt Service Levy	3.52343	7,891,981
Grand Total Tax Levy	10.72125	\$ 24,014,006



PROPERTY TAX CALCULATION

TAX	09/10	10/11	11/12	12/13
Assessed Value	\$100,000	\$100,000	\$100,000	\$100,000
Rollback	45.5893	46.9094	48.5299	50.7518
Taxable Value	45,589	46,909	48,530	50,752
Tax Rate Per \$1,000	10.86	10.85	10.84	10.72
Calculated Tax	\$ 495	\$ 509	\$ 526	\$ 544



COST OF SERVICES PER RESIDENCE

Property Tax Per \$100,000

	Three-Year Comparison		
	<u>10/11</u>	<u>11/12</u>	<u>12/13</u>
Streets/Traffic	124	130	134
Police Protection	120	124	128
Fire Protection	76	86	88
Library	44	45	53
Recreation and Parks	59	57	52
Transit	29	31	33
General Support Services	23	23	24
Planning	10	10	10
Storm Sewer	7	5	7
Resource Recovery	6	6	6
Animal Control	4	4	5
Building and Grounds/Airport	3	3	3
Inspections/Sanitation	4	2	1
Total	509	526	544



TAX LEVY COMPARISON

City	Census	General Levy/\$1000	Total City Levy/\$1000	Levy Rank	City Tax Burden Per Capita
West Des Moines	56,609	\$ 8.10	\$ 12.05	9	\$ 800.53
Iowa City	67,862	8.10	17.27	3	749.96
Cedar Rapids	126,326	8.10	15.22	7	685.20
Council Bluffs	62,230	8.10	17.85	2	673.95
Davenport	99,685	8.10	16.78	5	664.56
Waterloo	68,406	8.10	18.21	1	609.70
Urbandale	39,463	7.17	9.62	13	550.35
Ankeny	45,582	7.03	12.03	10	548.28
Des Moines	203,433	8.10	16.92	4	535.65
Sioux City	82,684	8.10	15.99	6	448.29
Cedar Falls	39,260	8.10	12.20	8	435.42
Ames	58,965	5.83	10.72	12	407.21
Dubuque	57,637	8.10	10.78	11	394.41
Average excluding Ames		7.93	14.58		\$ 591.36



TOWN BUDGET MEETING

CITY OF AMES, IOWA

Public Input

2013/2014

Finance Department