

COUNCIL ACTION FORM

SUBJECT: ENCROACHMENT PERMIT FOR A SIGN AT 316 MAIN STREET

BACKGROUND:

The tenant in the building at 316 Main Street, Whiskey River on Main, is seeking approval for an encroachment permit that would allow a sign and six lights to hang into the public way. The proposed sign is a projecting sign mounted to the north façade of the building along with six light fixtures. They will extend approximately 32 inches over the sidewalk, but not affect use of the sidewalk.

The sign permit application for the proposed sign has been reviewed by the Inspections Division and complies with all regulations regarding signage. The sign permit application is pending approval contingent on the approval of the encroachment permit.

Chapter 22.3(3) of the Ames Municipal Code requires approval of the Encroachment Permit Application by the Ames City Council before the permit can be issued. By signing the agreement, the owner and tenant agree to hold harmless the City of Ames against any loss or liability as a result of the encroachment, to submit a certificate of liability insurance which protects the City in case of an accident, and to pay the fee for the encroachment permit. The owner and tenant also understand that this approval may be revoked at any time by the City Council. The fee for this permit was calculated at \$32.00, and the full amount has been received by the City Clerk's Office along with the certificate of liability insurance.

ALTERNATIVES:

1. Approve the Encroachment Permit at 316 Main Street
2. Deny the request

CITY MANAGER'S RECOMMENDED ACTION:

The requested encroachment permit has been reviewed by staff and is in compliance with the City's regulations regarding signs and encroachments.

Therefore, it is the recommendation of the City Manager that the City Council adopt Alternative No. 1, thereby granting the encroachment permit for this sign.



ENCROACHMENT PERMIT APPLICATION

An Encroachment Permit approved by the Ames City Council is required for anything of a "fixed character" which is "upon, over or under" the surface of any "street, alley, or sidewalk."

Applicant is: ☒ Property Owner ☐ Tenant ☐ Contractor

Applicant Name Joe Romare

Address of Encroachment 316 Main Street

City Ames State Iowa Zip Code 50010

Type of Encroachment: Sign & Lights (6)

(If the encroachment is a sign, please apply for a sign permit through the Inspections Division.)

Total Square Feet of the Area to Encroach: 32 SF

(See attached submittal guidelines.)

Property Owner Name For The Kids V

Mailing Address 2115 SW White Birch Drive

City Ankeny State Iowa Zip Code 50023

Daytime Phone _____ Cell Phone 515-250-6928

E-mail: joe@whiskeyriveronmain.com

These items must be submitted with your application prior to approval of the permit:

☐ An Encroachment Permit Agreement approved as to form by the City Attorney and signed by the owner of the building where the encroachment will occur (obtained from the City Clerk's Office).

☒ A sketch of the encroaching item (i.e., sign, canopy, awning, etc.) drawn to scale.

☒ A sketch showing the placement of the encroaching item on the property.

☒ An insurance certificate with comprehensive general liability coverage in an amount of not less than \$500,000 combined single limit naming the City of Ames as an additional insured on the policy. Said certificate must be accompanied with a copy of Endorsement CG 2013.

☐ A fee to be determined by the City's Building Official. The fee is \$1.00 per square foot of the encroachment or a minimum of \$25.00.

Applicant's Signature _____

Date 9-17-20

Property Owner's Signature _____

Date 9-17-20

Submit your completed permit application to: efane.voss@cityofames.org
City of Ames
City Clerk's Office
PO Box 811
Ames, IA 50010

For Office Use Only

Documents Received

Date: 9-28-20
☒ Completed Application
☒ Certificate of Inspections
sent to PW, P&H, Building
Official on 9-29-20
____ Review by DRC needed?

Fees

Fee Amount _____
Date Fee Paid _____

Insurance

☒ Received 9-29-20
☒ Approved 9-29-20

Agreement

☒ Two originals prepared 9-29-20
____ Signed agreements returned

CC Meeting Date

____ Added to agenda
____ CAF prepared on T Drive

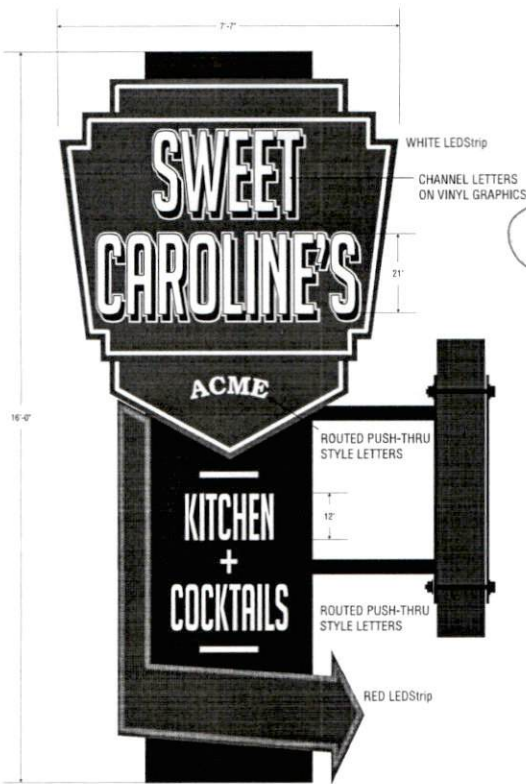
Follow Up

____ Application approved
____ Agreement signed by Mayor
____ Letter prepared and sent to applicant
____ Clerk's copy of Agreement sent to Recorder
____ Add to FMS with insurance expiration date

Notes

fee = \$ 32.00

SCALE - 1/4" = 1'-0"



DESIGN TYPE	
<input type="checkbox"/> INTERIOR	<input type="checkbox"/> EXTERIOR
<input type="checkbox"/> NEON DISPLAYS	<input type="checkbox"/> CHANNEL LETTERS
<input type="checkbox"/> NONILLUM SIGNAGE	<input type="checkbox"/> REV CHANNEL LETTERS
<input type="checkbox"/> DUAL POLE SIGN	<input type="checkbox"/> SINGLE POLE SIGN
<input type="checkbox"/> MONUMENT SIGN	<input type="checkbox"/> DIRECTIONAL
<input type="checkbox"/> CHANGEABLE READER BOARD/ELE. DISPLAYS	

PROJECT TYPE	
<input type="checkbox"/> NEW CONSTRUCTION	
<input type="checkbox"/> REMODELING	
<input type="checkbox"/> TENANT CHANGES	
<input type="checkbox"/> LANDLORD IMPROVEMENTS	
<input type="checkbox"/> CORPORATE CHANGES	
<input type="checkbox"/> AMENDMENTS TO EXISTING SIGNAGE	

This sign is intended to be installed in accordance with the requirements of Article 600 of the National Electric Code and/or other applicable local codes. This includes proper grounding and bonding of the sign.

NOTICE:

ALL GRAPHIC REPRODUCTIONS ARE SUBJECT TO APPROVAL OF AUTHORIZED CLIENT. ALL OF APPROVAL BY THE UNDERSIGNED IS DATED PRIOR TO ANY FABRICATION OF PRODUCT. THE CITY SIGN COMPANY HOLDS ALL AGREEMENTS FINAL AND TO CLIENT APPROVAL.

Signature: _____ Date: _____
 Sales Rep: _____ Date: _____



DRAWING NO.	10661
SALESPERSON:	Jeff Benson
DRAWN BY:	George Cox
Scale: As Noted.	INSPECTED BY:
Date: 07.15.20	
Revised:	

MILLENNIUM LIGHTING

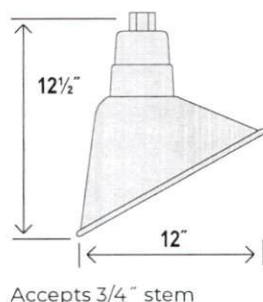

L15
QTY: 6 EA
#: RAS12

Millennium Lighting
www.millenniumlighting.com

RAS12 - R SERIES 12" ANGLE SHADE

This item can be converted to a pendant or wall scone with purchase of separate compatible downrod or goose neck. Please see compatible downrods and arms below:

- Compatible downrods: RS1, RS2, and RS3
- Compatible with arms: RGN10, RGN12, RGN13, RGN15, RGN22, RGN23, RGN24, RGN30, and RGN41
- Compatible with wire guard: RWG12



Dimensions

Width	12"
Height	12 1/2"
Wire	100"

Finish & Material

Finishes	ABR - Architectural Bronze BP - Black Porcelain GA - Galvanized GY - Gray NB - Navy Blue NC - Natural Copper SB - Satin Black SFP - Sea Foam Porcelain SG - Satin Green SR - Satin Red WH - White WP - White Porcelain
Material	Metal

Wattage

Bulbs	1-Medium A21
Watts per Bulb	200W
Voltage	120V
Bulbs Included	No

Certification

UL Listed	Wet Location
-----------	--------------

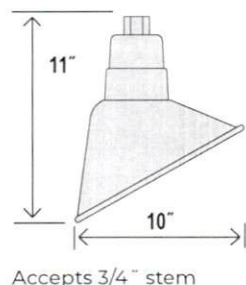
Item Number

SKU	RAS12
-----	-------

RAS10 - R SERIES 10" ANGLE SHADE

This item can be converted to a pendant or wall scone with purchase of separate compatible downrod or goose neck. Please see compatible downrods and goose neck below:

- Compatible downrods: RS1, RS2, and RS3
- Compatible with arms: RGN10, RGN12, RGN13, RGN15, RGN22, RGN23, RGN24, RGN30, and RGN41
- Compatible with wire guard: RWG10



Dimensions

Width	10"
Height	11"
Wire	100"

Finish & Material

Finishes	ABR - Architectural Bronze BP - Black Porcelain GA - Galvanized GY - Gray NB - Navy Blue NC - Natural Copper SB - Satin Black SFP - Sea Foam Porcelain SG - Satin Green SR - Satin Red WH - White WP - White Porcelain
Material	Metal

Wattage

Bulbs	1-Medium A21
Watts per Bulb	200W
Voltage	120V
Bulbs Included	No

Certification

UL Listed	Wet Location
-----------	--------------

Item Number

SKU	RAS10
-----	-------

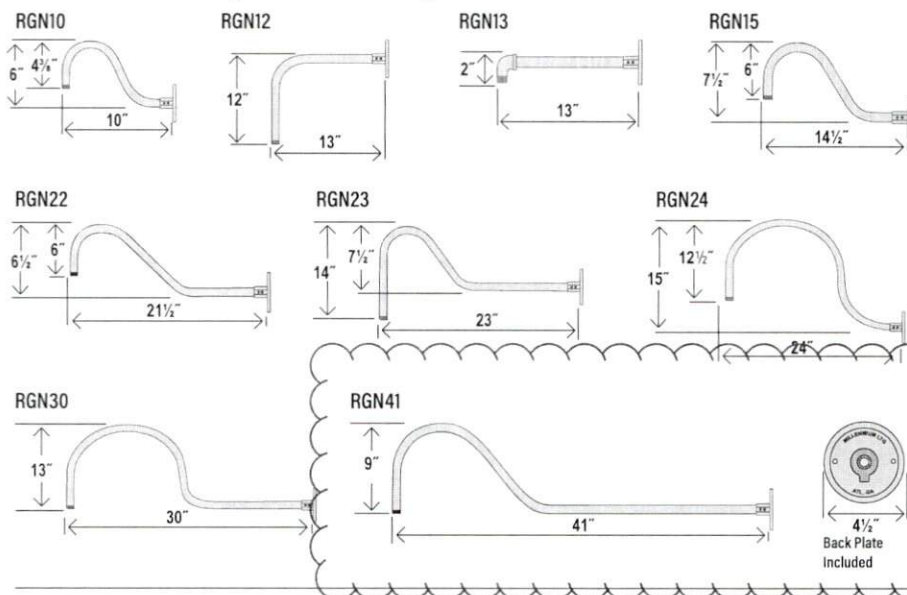
Note: All finishes on outdoor lighting must be properly maintained and treated. Therefore, we suggest cleaning with a regular application of finish preserving & renewing products such as Rejuvenate.

R SERIES

"Making the Desirable Affordable"

R SERIES OPTIONS

GOOSE NECKS - (WALL MOUNT)

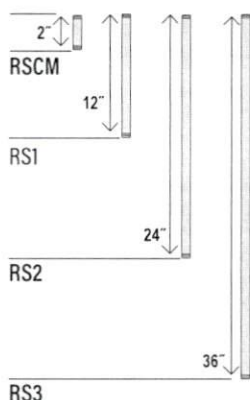


ID: 3/4"

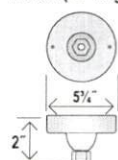
FINISHES

ABR - Architectural Bronze
AL - Aluminum
ASB - Aluminum Painted Satin Black
BP - Black Porcelain
GA - Galvanized
GY - Gray
NB - Navy Blue
NC - Natural Copper
SB - Satin Black
SFP - Sea Foam Porcelain
SG - Satin Green
SR - Satin Red
WH - White
WP - White Porcelain

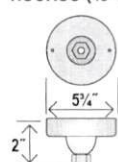
STEMS AND CANOPY KITS - (CEILING MOUNT)



RSCK (25° Angle)



RSCKSS (45° Angle)



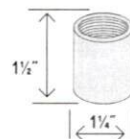
ID: 3/4"

FINISHES

ABR - Architectural Bronze
CP - Copper
GA - Galvanized
GY - Gray
NB - Navy Blue
SB - Satin Black
SG - Satin Green
SR - Satin Red
WH - White

STEM CONNECTORS

RC



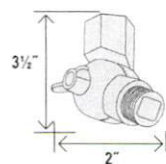
Accepts 3/4" stem

FINISHES

ABR - Architectural Bronze
AL - Aluminum
CP - Copper
GA - Galvanized
GY - Gray
NB - Navy Blue
SB - Satin Black
SG - Satin Green
SR - Satin Red
WH - White

WALL MOUNT SWIVELS

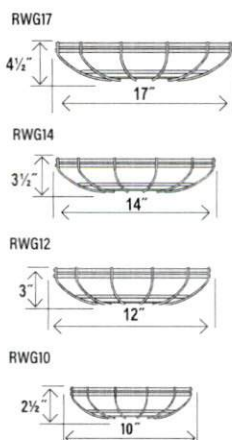
RSW



FINISHES

ABR - Architectural Bronze
CP - Copper
GA - Galvanized
SB - Satin Black
SG - Satin Green
SR - Satin Red
WH - White

WIRE GUARDS



FINISHES

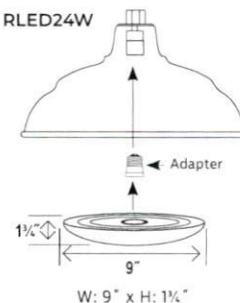
ABR - Architectural Bronze
GA - Galvanized
GY - Gray
NB - Navy Blue
SB - Satin Black
SG - Satin Green
SR - Satin Red
WH - White

LED MODULE

RLED24W

This accessory is only compatible for the Warehouse Shade (i.e. RWHS14 & RWHS17).

RLED24W



1920 Lumens
3000K
CRI 90
Dimmable

R SERIES

"Making the Desirable Affordable"